



**ACHARYA HARIHAR
POST GRADUATE INSTITUTE OF CANCER**
(A State Autonomous Body since 1984)



ANNUAL REPORT
2022 - 23

ଆଚାର୍ଯ୍ୟ ହରିହର ଦାସ



[୧୮୭୯ – ୧୯୭୧]

ଧନରେ, ମାନରେ ଓ କ୍ଷମତାରେ ସେ ବଡ଼ ହେବାର ସ୍ୱପ୍ନ କେବେ ଦେଖି ନଥିଲେ । ତାହିଥିଲେ କେବଳ ଦୀନ ଦୁଃଖୀମାନଙ୍କର ସେବା । ଜନସେବାକୁ ସେ ଜୀବନର ବ୍ରତ ବୋଲି ଧରି ନେଇଥିଲେ । ବୁଝୁଥିଲେ ବୁଝୁକ୍ଷିତର ଅନ୍ତର ବେଦନା । ସତନ୍ତ୍ର ଉତ୍କଳ ପ୍ରଦେଶ ଗଠନ, ଆଦର୍ଶ ଶିକ୍ଷାଦାନ, ଜନସେବା ଓ ସାଧାରଣ ଆନ୍ଦୋଳନ ପ୍ରଭୃତିରେ ଆତ୍ମୋତ୍ସର୍ଗ କରି, ସତ୍ୟବାଦୀ ଯୁଗର ପଞ୍ଚସଖାମାନଙ୍କ ମଧ୍ୟରୁ ଜଣେ ସ୍ଥରଶୀଳ ବ୍ୟକ୍ତିତ୍ୱ ଭାବେ ଆମ ଆଗରେ ଉଦାହରଣ ହୋଇ ରହିଛନ୍ତି ସେହି ଦୀନ ଦୁଃଖୀ ସେବକ ଆଚାର୍ଯ୍ୟ ହରିହର ଦାସ ।

ପୁରୀ ଜିଲ୍ଲାର ସାକ୍ଷୀଗାପାଳ ନିକଟବର୍ତ୍ତୀ ଶ୍ରୀରାମଚନ୍ଦ୍ରପୁର ଗ୍ରାମର ମହାଦେବ ବ୍ରହ୍ମା ଥିଲେ ଜଣେ ଉତ୍ତମ ଶିକ୍ଷକ । ତାଙ୍କ ସ୍ତ୍ରୀଙ୍କ ନାମ ଥିଲା ଶ୍ରଦ୍ଧାଦେବୀ । ୧୮୭୯ ମସିହା ଫେବୃଆରୀ ମାସ ୧୨ ତାରିଖରେ ଉଚ୍ଚ ଦମ୍ପତିଙ୍କର ଜ୍ୟେଷ୍ଠ ପୁତ୍ର ଭାବେ ଜନ୍ମଗ୍ରହଣ କରିଥିଲେ ହରିହର । ମାତ୍ର ୫ ବର୍ଷ ବୟସରେ ହରିହର ମାତାଙ୍କୁ ହରାଇଲେ । ପିଲାଦିନୁ ପିତାଙ୍କ ଦ୍ୱାରା ଲାଳିତ ପାଳିତ ହୋଇ ସେ ପିତାଙ୍କଠାରୁ ନମ୍ରତା, ସତ୍ୟବାଦିତା ଇତ୍ୟାଦି ସଦ୍ଗୁଣ ଆହରଣ କରିଥିଲେ ।

ପାଞ୍ଚବର୍ଷ ବୟସରେ ହରିହର ଗ୍ରାମ ପାଠଶାଳାରେ ଭଗବାନ ମହାନ୍ତିଙ୍କ ପାଖରେ ବାଲ୍ୟ ଶିକ୍ଷା ଆରମ୍ଭ କଲେ । ଅସାଧାରଣ ସ୍ମରଣ ଶକ୍ତି ଥିବା ହରିହର ଗାବର୍ଷ ମଧ୍ୟରେ ପ୍ରାଥମିକ ଶିକ୍ଷା ଶେଷ କରି ଭର୍ଷାକୁଲାର ସ୍କୁଲରେ ପଢ଼ିଲେ । ସବୁ ଶ୍ରେଣୀରେ ସେ ପ୍ରଥମ ହେଉଥିଲେ । ସ୍କୁଲ ପାଠ ସଂଗେ ସଂଗେ ସେ ସଂସ୍କୃତ ଅଧ୍ୟୟନ କଲେ । ଅତିକ୍ରମ ବୟସରୁ ସେ ଅମରକୋଷ ଓ ଚାଣକ୍ୟ ନୀତିଶ୍ଳୋକ ପ୍ରଭୃତି ମୁଖସ୍ତୁ କରି ଏପରି ସୁଲଳିତ କଣ୍ଠରେ ଗାଉଥିଲେ ଯେ ଲୋକେ ତାହା ଶୁଣି ମୁଗ୍ଧ ହୋଇଯାଉଥିଲେ । ୪ବର୍ଷ ପରେ ହରିହର କୃତଦୂର ସହ ଭର୍ଷାକୁଲାର ପାଖ କରି ମାସିକ ଟ .୪ ଙ୍କା ବୃତ୍ତି ପାଇଲେ । ଏହା ପୂର୍ବରୁ ତାଙ୍କ ଅଞ୍ଚଳରେ କେହି ଜଣେ ବୃତ୍ତି ପାଇ ନଥିଲେ ତେଣୁ ତାଙ୍କୁ ଚାରିଆଡ଼େ ଖୁବ ପ୍ରଶଂସା ମିଳିଲା ।

ଏହାପରେ ହରିହର ପୁରୀ ଜିଲ୍ଲା ସ୍କୁଲରେ ନାମ ଲେଖାଇଲେ । ପୁରୀ ଜିଲ୍ଲା ସ୍କୁଲରେ ସେତେବେଳେ ଗୋପବନ୍ଧୁ ପଢ଼ୁଥାନ୍ତି । ହରିହର ତାଙ୍କୁ ଗୁରୁ ପରି ମାନୁଥାନ୍ତି । ଗୋପବନ୍ଧୁ ବି ହରିହରଙ୍କୁ ସାନଭାଇ ଭଳି ସ୍ନେହ କରୁଥାନ୍ତି । ଛାତ୍ର ହିସାବରେ ହରିହର ସରଳ ଓ ବିନୟୀ ଥିଲେ । ଚରିତ୍ର ଗଠନ ଦିଗରେ ସେ ସତତ ଦୃଷ୍ଟି ଦେଉଥିଲେ । ମିଥ୍ୟା କହିବାକୁ ସେ ଘୋର ଅପରାଧ ବୋଲି ମନେ କରୁଥିଲେ । ଛାତ୍ରାବସ୍ଥାରେ ତାଙ୍କର ପରିଧାନ ଥିଲା ତନ୍ତବୁଣା ଲୁଗା ଓ ଚାଦର । ସେ ଅତ୍ୟନ୍ତ ନିରାତମ୍ବର ଜୀବନ ଯାପନ କରୁଥିଲେ ।

ମାଲନର ପାଖ କରି ଅଷ୍ଟମ ଶ୍ରେଣୀରେ ପଢ଼ିଲା ବେଳକୁ ସେ ଅଜା ଓକିଲ ହରି ମିଶ୍ରଙ୍କ ଘରେ ରହି ପାଠ ପଢ଼ିଲେ । ଶ୍ରୀ ମିଶ୍ରଙ୍କ ଓକିଲାତି ରୋଜଗାର ଦେଖି ହରିହରଙ୍କ ପିତା ମହାଦେବ ବ୍ରହ୍ମା ନିଜ ପୁଅକୁ ଭବିଷ୍ୟତରେ ଜଣେ ଓକିଲ ହେବାକୁ ଇଚ୍ଛା ପୋଷଣ କରିଥିଲେ ।

ଥରେ ରଥଯାତ୍ରା ସମୟରେ ପୁରୀରେ ପ୍ରବଳ ହଜଜା ଲାଗି ଶହ ଶହ ଲୋକ ମୃତ୍ୟୁ ମୁଖରେ ପଡ଼ିଲେ । ହରିହର ନିଜେ କେତେକ ସାଥୀଙ୍କୁ ନେଇ ଏକ ସେବାବାହିନୀ ଗଢ଼ି ରୋଗୀମାନଙ୍କୁ ଡାକ୍ତରଖାନା ନେବା, ସେମାନଙ୍କର ମଳମୁତ୍ର ସଫା କରିବା, ଔଷଧ ଦେବା, ପଥ ରାନ୍ଧି ଖୁଆଇବା, ବିଶୁଦ୍ଧ ପାନୀୟ ଜଳ ଯୋଗାଇବା ଇତ୍ୟାଦି କାର୍ଯ୍ୟ କଲେ । ଏଭଳି ମହତ କାର୍ଯ୍ୟ ଲାଗି ସେ ବହୁ ପ୍ରଫୁଲ୍ଲିତ ହୋଇଥିଲେ । ଛୁଟିରେ ଗାଆଁକୁ ଗଲେ ରୋଗୀମାନଙ୍କର ସେବା କରିବା, ମେଳା ମହୋତ୍ସବ ଇତ୍ୟାଦିରେ ସହଯୋଗ କରିବା ସହ ପୁନିଆଁ ପର୍ବରେ ଘର ଘର ବୁଲି ସମସ୍ତଙ୍କୁ ସଙ୍ଖୋଳି ଆସୁଥିଲେ । ହେଲେ ସେ ପାଠ ପଢ଼ାରେ କେବେ ଅବହେଳା କରୁ ନଥିଲେ । ଶ୍ରେଣୀରେ ସର୍ବଦା ପ୍ରଥମ ସ୍ଥାନ ଅଧିକାର କରୁଥିଲେ । ସ୍କୁଲରେ ପୁରସ୍କାର ବିତରଣୀ ଉତ୍ସବମାନଙ୍କରେ ଏତେ ପୁରସ୍କାର ପାଉଥିଲେ ଯେ ଏକାକୀ ସେ ସବୁ ବୋହି ଆଣି ପାରୁନଥିଲେ ।

୧୯୦୧ ମସିହାରେ କୃତଚୂର ସହ ମାଟ୍ରିକୁଲେସନ ପାଶ୍ କରି କଟକ ରେଭେନ୍ସା କଲେଜରେ ଏଫ. ଏ ପଢ଼ିଲେ । ଚରିତ୍ରବାନ ହରିହରଙ୍କ କୃତୀ ଛାତ୍ର ଭାବରେ କଲେଜରେ ସୁନାମ ଥିଲା । ମାସିକ ଛାତ୍ର ବୃତ୍ତି ପାଉଥିଲେ । ତଥାପି ପିତାଙ୍କ ଉପରେ ବୋଧ ନହେବା ପାଇଁ ସେ ଆହେବ ସାହେବଙ୍କୁ ରୂପସନ କରି ମାସିକ ୧୫ ଟଙ୍କା ଆଣି ନିଜର ଖର୍ଚ୍ଚ ତୁଲାଇଥିଲେ । ଏହି ସମୟରେ ବି.ଏ. ପଢୁଥିବା ଓ ଉତ୍ତମ ଏକା କୋଠରୀରେ ରହୁଥିବା ଗୋପବନ୍ଧୁ ଦାସଙ୍କ ସହ ସେ ଘନିଷ୍ଠ ସମ୍ପର୍କରେ ଆସିଲେ । ବିଭିନ୍ନ ଆଲୋଚନା କରି ଦୁହେଁ ଦେଶକୁ ସାଧାନ କରିବା ପାଇଁ ସଂକଳ୍ପବଦ୍ଧ ହେଲେ ।

ପଞ୍ଚସଖା

ରେଭେନ୍ସା କଲେଜରେ ଏହି ସମୟରେ ହରିହରଙ୍କ ଦଦେଇ ପୁଅ ଭାଇ ନୀଳକଣ୍ଠ ଏବଂ ଆଉ ଜଣେ ସାଥୀ ଅନନ୍ତ ମିଶ୍ର ଯୋଗଦେଲେ । ଏହି ୪ ଜଣ ଦିନେ ଗୋପବନ୍ଧୁଙ୍କ ଘର ପାଖ ଭାର୍ଗବୀ ନଦୀ କୂଳରେ ବସି ବିଚାର କରି ସ୍ଥିର କଲେ ଯେ, ଜ୍ଞାନ ଅର୍ଜନ ପାଇଁ ପାଠ ପଢ଼ିବେ । ନିଜ ସାର୍ଥ ପାଇଁ ସରକାରୀ ଚାକିରି କରିବେ ନାହିଁ । ଜୀବନରେ ଦେଶ ପାଇଁ କିଛି କାମ କରି ଜନ୍ମହେଲା ବେଳେ ଦେଶକୁ ଯାହା ଦେଖୁଥିଲେ, ତା’ଠାରୁ ଉନ୍ନତିପ୍ରାପ୍ତ ଦେଖି ମରିବେ । ପରେ ସତ୍ୟବାଦୀ ବନବିଦ୍ୟାଳୟରେ ଗୋଦାବରୀଶ ମିଶ୍ର ଯୋଗଦେବାରୁ ଗୋପବନ୍ଧୁ, ହରିହର, ନୀଳକଣ୍ଠ, କୁଦାସିନ୍ଧୁ ଓ ଗୋଦାବରୀଶ ପଞ୍ଚସଖା ରୂପେ ପରିଚିତ ହେଲେ ।

ବି.ଏ. ପାଶ ପରେ ଗୋପବନ୍ଧୁଙ୍କ ପରାମର୍ଶକ୍ରମେ ହରିହର କଲିକତାରେ ଓକିଲାତି ପଢ଼ା ଶେଷ କଲେ, ମାତ୍ର ଓକିଲାତି ବ୍ୟବସାୟ ସତ୍ୟ ଓ ନ୍ୟାୟ ଉପରେ ପ୍ରତିଷ୍ଠିତ ଦୁହେଁ ବୋଲି ଉପଲକ୍ଷି କରି ମିଥ୍ୟା ବ୍ୟବସାୟ କରିବେ ନାହିଁ ଭାବି ଶେଷ ପରୀକ୍ଷା ନ ଦେଇ ଘରକୁ ଫେରି ଆସିଲେ ।

ବିବାହ ଓ ଶିକ୍ଷକତା

ପୁରୀ ଜିଲ୍ଲା ସ୍କୁଲରେ ପଢୁଥିବାବେଳେ ହରିହରଙ୍କର ଅନନ୍ତ ମିଶ୍ରଙ୍କ ଭଉଣୀଙ୍କ ସହ ବିବାହ ହୋଇଥିଲା । ମାତ୍ର ଥରକ ପାଇଁ ଦେଖାସାକ୍ଷାତ ହୋଇନଥିବା ଉଚ୍ଚ ସ୍ତ୍ରୀଙ୍କର ଅକାଳ ବିୟୋଗ ହେଲା । ଏହାପରେ ସେ ଦ୍ଵିତୀୟ ବିବାହ କଲେ । ପରେ ପରେ ତାଙ୍କ ବୃଦ୍ଧ ପିତାଙ୍କର ମୃତ୍ୟୁ ହେଲା । ପରିବାର ଭରଣ ପୋଷଣ ପାଇଁ ସେ ପୁରୀ ଜିଲ୍ଲା ସ୍କୁଲରେ ଅସ୍ଥାୟୀ ଶିକ୍ଷକ ରୂପେ ଯୋଗଦେଲେ । ସ୍କୁଲ କର୍ତ୍ତୃପକ୍ଷ ତାଙ୍କୁ ସ୍ଥାୟୀ କରିବାକୁ ଇଚ୍ଛା କରିବାରୁ ପୂର୍ବ ଶପଥ ସ୍ଵରଣ କରି ସେ ସରକାରୀ ସ୍କୁଲରେ ରହିବାକୁ ମନା କରି ନୀଳଗିରିର ଏକ ପ୍ରସାବିତ ହାଇସ୍କୁଲରେ ସହକାରୀ ଶିକ୍ଷକ ରୂପେ ଯୋଗଦେଲେ । ଉତ୍କଳମଣି ଗୋପବନ୍ଧୁ କିଛିଦିନ ପାଇଁ ସେଠାରେ ହେତମାସର ଭାବରେ ଯୋଗଦେଇ ପୁଣି ଓକିଲାତି କରିବା ପାଇଁ ଛାଡ଼ି ଚାଲିଆସିଲେ । ସେତେବେଳେ ଗଡ଼ଜାତ ଷ୍ଟେଟର ପଲିଟିକାଲ ଏଜେଣ୍ଟ ଥାଆନ୍ତି କବଚତନ ରାମସେ । ସେ ଶିକ୍ଷକମାନଙ୍କର ସାଧାନ ମନୋଭାବ ଠଉରାଇ ଏହା ରାଜତନ୍ତ୍ର ପ୍ରତି ବିପଦ ବୋଲି ମନେ କରି ନୀଳଗିରି ଭଳି ଏକ ଛୋଟ ଷ୍ଟେଟରେ ହାଇସ୍କୁଲ ନ କରିବା ପାଇଁ ନୀଳଗିରି ରାଜାଙ୍କୁ ପରାମର୍ଶ ଦେଲେ । ସ୍କୁଲ ଭାଙ୍ଗିଗଲା । ହରିହର

ସେଠାରୁ ଆସି କିଛିଦିନ କଟକର ମିଶନ ସ୍କୁଲ ଓ ପରେ ୧୯୦୬ ମସିହାରୁ ପ୍ୟାରୀମୋହନ ଏକାଡେମୀରେ ସ୍ଥାୟୀ ଶିକ୍ଷକ ରୂପେ ନିଯୁକ୍ତ ହେଲେ। ଅଙ୍କ ଓ ଇଂରାଜୀ ଶିକ୍ଷାଦାନ କରୁଥିବା ହରିହରଙ୍କର ସରଳ, ନିଷ୍ଠପଟ ସଭାବ, ଆଦର୍ଶ ଚରିତ୍ରବତ୍ତା, ବିନମ୍ରତା, କଷ୍ଟସହିଷ୍ଣୁତା ପ୍ରଭୃତି ଗୁଣ ଯୋଗୁଁ ସେ ସମସ୍ତଙ୍କର ଭକ୍ତିଭାଜନ ହୋଇପାରିଲେ। ସେ ଏକ ସ୍ୱେଚ୍ଛାସେବକ ବାହିନୀ ଗଢି ବନ୍ୟା ମରୁଡି ବେଳେ ରୁଡ଼ାଚାଉଳ ଦେଇ ବିପନ୍ନ ଲୋକଙ୍କୁ ସାହାଯ୍ୟ କରୁଥିଲେ।

ସତ୍ୟବାଦୀ ବନବିଦ୍ୟାଳୟ

୧୯୦୯ ମସିହାରେ ଗୋପବନ୍ଧୁଙ୍କ ଉଦ୍ୟମରେ ସତ୍ୟବାଦୀ ବନ ବିଦ୍ୟାଳୟ ଖୋଲିଲା। ଏମ.ଏ. ପାଶ କରି ନୀଳକଣ୍ଠ ଦାସ ସେଠାରେ ପ୍ରଧାନ ଶିକ୍ଷକ ହୋଇଥାନ୍ତି। ଗୋପବନ୍ଧୁଙ୍କ ଇଚ୍ଛା ମୁତାବକ ହରିହର ସତ୍ୟବାଦୀ ବକ୍ସଳ, ଛୁରୀଅନା ପରିବେଷ୍ଟିତ ବନ ବିଦ୍ୟାଳୟରେ ଯୋଗ ଦେଲେ ୧୯୧୨ ମସିହାରେ।

ଉଚ୍ଚ ବିଦ୍ୟାଳୟର ଛାତ୍ରାବାସରେ ଚାରିଶହ ଛାତ୍ର ରହୁଥିଲେ। ଆଚାର୍ଯ୍ୟ ହରିହର ହିଁ ସମସ୍ତଙ୍କ ତତ୍ତ୍ୱ ନେଉଥାନ୍ତି। ଗୋଟିଏ ଛୋଟ ବଖରାରେ ଖଣ୍ଡେ ଖଟ ପକାଇ ସେ ଶୋଉଥିଲେ। କେଉଁଠି ଲୁଗା, କାମିଜ ରଖିବା ପାଇଁ ଗୋଟିଏ ଭଙ୍ଗ ଦଦରା ଟ୍ରଙ୍କ, ଆଉ ଅଲଗୁଣାଟିଏ ତାଙ୍କର ଥିଲା ସମ୍ବଳ। ଦୈନିକ ଭାର ଧରୁ ଉଠି, ନିତ୍ୟକର୍ମ ପରେ ପିଲାମାନଙ୍କ ଉଠିବା ପାଇଁ ଘଣ୍ଟା ବଜାଉଥିଲେ ସେହି ବ୍ରାହ୍ମ ମୁହୂର୍ତ୍ତରେ ସେ ଇଷ୍ଟ ବନ୍ଦନା ଓ ଶ୍ଳୋକ ଆବୃତ୍ତି କରୁଥିଲେ। ଜଣା ପଡୁଥିଲା ଏହା ଯେପରି ଛାତ୍ରାବାସ ନୁହେଁ, ଏକ ମୁନି ଆଶ୍ରମ।

ସତ୍ୟବାଦୀ ବନବିଦ୍ୟାଳୟରେ ବିଦ୍ୟାଭ୍ୟାସ ସହ ଲୁଗା ବୁଣା, ବଡ଼େଇ କାମ, କୁସ୍ତି କସରତ ପ୍ରଭୃତି ବିଭିନ୍ନ କାର୍ଯ୍ୟ ଛାତ୍ରମାନେ ଅଭ୍ୟାସ କରୁଥିଲେ। ହରିହରଙ୍କ ପ୍ରଭାବରେ ଆନ୍ତରିକତାର ସହ ଏହାକୁ ସମସ୍ତେ ସମ୍ପାଦନା କରୁଥିଲେ। ଦୂରଦୂରାନ୍ତର ପିଲା ତାଙ୍କ ସ୍ୱେଚ୍ଛା, ଆଦରରେ ବାନ୍ଧି ହୋଇଯାଉଥିଲେ। କେହି ରୋଗରେ ପଡିଲେ ହରିହର ନିଜେ ସେମାନଙ୍କର ସେବା ଶୁଣ୍ଠିଣା କରୁଥିଲେ।

ଜଣେ ଉଚ୍ଚକୋଟୀର ଶିକ୍ଷକ ହିସାବରେ ଇଂରାଜୀ ଶିକ୍ଷାକୁ ସହଜ, ସରଳ ଓ ବୋଧଗମ୍ୟ କରିବା ପାଇଁ ସେ “Child’s Easy First Grammar” ପୁସ୍ତକ ରଚନା କରିଥିଲେ। ତାହା ଏବେବି ଛାତ୍ରମାନଙ୍କର ପଥପ୍ରଦର୍ଶକ ହୋଇ ରହିଛି। ହରିହର ଅତ୍ୟନ୍ତ ଈଶ୍ୱର ବିଶ୍ୱାସୀ ଥିଲେ। ପ୍ରାର୍ଥନା କଲା ବେଳେ ତାଙ୍କ ଆଖିରୁ ଲୁହ ଝରି ଆସୁଥିଲା।

ପ୍ରତ୍ୟକ୍ଷ ରାଜନୀତି

୧୯୨୦ ମସିହାରେ ଲାହୋରଠାରେ ଅନୁଷ୍ଠିତ ଜାତୀୟ କଂଗ୍ରେସ ଅଧିବେଶନରେ ଯୋଗଦେଇ ଗୋପବନ୍ଧୁ କଂଗ୍ରେସ ଆନ୍ଦୋଳନ ସହିତ ସାମିଲ ହେଲେ। ଶିକ୍ଷା କ୍ଷେତ୍ରରେ ନୂଆ ଧରଣର ମଣିଷ ଗଢିବା ପାଇଁ, ନୂତନ ଶିକ୍ଷାନୀତି ଢାଞ୍ଚାରେ ସତ୍ୟବାଦୀ ବନ ବିଦ୍ୟାଳୟକୁ ଜାତୀୟ ବିଦ୍ୟାଳୟରେ ପରିଣତ କରିବାକୁ ଗୋପବନ୍ଧୁଙ୍କ ସହ ଆଚାର୍ଯ୍ୟ ମହାଶୟ ଲାଗି ପଡିଲେ। କିନ୍ତୁ ଏହା ଏକ ସରକାର ବିରୋଧୀ ଅନୁଷ୍ଠାନ ଭାବି ସରକାର ବିଦ୍ୟାଳୟର ସୀକୃତି ପ୍ରତ୍ୟାହାର କରିନେଲେ।

ଶିକ୍ଷାନୁଷ୍ଠାନଟି ବନ୍ଦ ହୋଇଗଲା। ସେତେବେଳକୁ ହରିହରଙ୍କ ଦ୍ୱିତୀୟ ସ୍ତ୍ରୀଙ୍କର ମଧ୍ୟ ବିୟୋଗ ଘଟିଲା। ଏହାପରେ ସେ ଆଉ ବିବାହ ନକରି ସଂସାର ଜଞ୍ଜାଳରୁ ମୁକ୍ତ ହୋଇ ବ୍ରହ୍ମଚାରୀ ହେଲେ। ଦେଶ ଓ ଜାତିର ସେବାରେ ନିଜକୁ ସମ୍ପୂର୍ଣ୍ଣ ଉତ୍ସର୍ଗ କଲେ।

ବିଧାବାଶ୍ରମ ପ୍ରତିଷ୍ଠା

ଗୋପବନ୍ଧୁଙ୍କ ପରାମର୍ଶ କ୍ରମେ ଆଚାର୍ଯ୍ୟ ମହାଶୟ ପୁରୀରେ ଏକ “ବିଧାବାଶ୍ରମ” ଖୋଲି ଅସହାୟା ବିଧବାମାନଙ୍କ ରକ୍ଷଣାବେକ୍ଷଣ କରିବା ସଂଗେ ସଂଗେ ଗାନ୍ଧିଜୀଙ୍କ ରଚନାତ୍ମକ କାର୍ଯ୍ୟକ୍ରମ ଖଦୀ, ନିଶା ନିବାରଣ, ଅସ୍ତ୍ରଶ୍ୟତା ନିବାରଣ ଆଦି କାର୍ଯ୍ୟ ଚଳାଇଲେ। ବିଶିଷ୍ଟ ସମାଜସେବୀ ମୁରାରୀ ତ୍ରିପାଠୀଙ୍କ ସହଯୋଗରେ ପରିଚାଳିତ ଏହି ଅନୁଷ୍ଠାନ ପୁରୀର ସାମାଜିକ ଜୀବନରେ ଏକ ନୂତନ ଜାଗରଣ ସୃଷ୍ଟି କରିଥିଲା।

ଗୋପବନ୍ଧୁଙ୍କ ସ୍ମୃତି ରକ୍ଷା

୧୯୨୮ ମସିହାରେ ଗୋପବନ୍ଧୁଙ୍କର ଦେହାନ୍ତ ପରେ ପ୍ରିୟ ସଖାଙ୍କ ଅଭାବ ମର୍ତ୍ତ୍ୟ ମର୍ତ୍ତ୍ୟେ ଅନୁଭବ କଲେ ଆଚାର୍ଯ୍ୟ ହରିହର । ଗୋପବନ୍ଧୁଙ୍କ ସ୍ମୃତି ରକ୍ଷା ପାଇଁ ଭିଜ୍ଞାନପୁର ଜମିଦାର ୧୪ ଏକର ଜମି ଯୋଗାଇ ଦେଲେ । ଏଥିରେ “ଗୋପବନ୍ଧୁ ସେବା ସଦନ” ନାମରେ ଏକ ଅନୁଷ୍ଠାନ ଗଢ଼ାଯାଇ ଖଦୀର ପ୍ରସାର ଓ ଅନ୍ୟାନ୍ୟ ସେବା କାର୍ଯ୍ୟ କରାଗଲା । ଆଚାର୍ଯ୍ୟ ହରିହର ହେଲେ ଏହାର ମୁଖ୍ୟ ପରିଚାଳକ ।

ତତ୍କାଳୀନ କଂଗ୍ରେସର ବଡ଼ ନେତା ଗୋପବନ୍ଧୁ ଚୌଧୁରୀ ଅନୁରୋଧ କରିବାରୁ ସେ କଟକର “ସରାଜ୍ୟ ଆଶ୍ରମ”ରେ ରହି ଦେଶର ସାଧାନତା ପାଇଁ କର୍ମୀମାନଙ୍କୁ ତାଲିମ ଦେଲେ ଓ ପରେ ପରେ ନିଜେ ମଧ୍ୟ ସାଧାନତା ସଂଗ୍ରାମର ନେତୃତ୍ୱ ନେଲେ ।

ଇଞ୍ଚୁଡ଼ିରେ ଲବଣ ସତ୍ୟାଗ୍ରହ

୧୯୩୦ ମସିହା ଅପ୍ରେଲ ୬ ତାରିଖରେ ଅନେକ ସତ୍ୟାଗ୍ରହୀଙ୍କ ସହ ଗୋପବନ୍ଧୁ ଚୌଧୁରୀ ଓ ଆଚାର୍ଯ୍ୟ ହରିହର ଲୁଣ ମାରିବାକୁ ଇଞ୍ଚୁଡ଼ି ଅଭିମୁଖେ ଯାତ୍ରାକଲେ । ବାଟରେ ପୂର୍ବର ଏକ ଓ୍ଵାରେଣ୍ଟ ବଳରେ ଗୋପବନ୍ଧୁ ଗିରଫ ହୋଇଯିବାରୁ ହରିହର ହଜାର ହଜାର ସତ୍ୟାଗ୍ରହୀଙ୍କ ନେତୃତ୍ୱ ନେଇ ଇଞ୍ଚୁଡ଼ିରେ ଲୁଣ ମାରିଲେ । ଲୁଣମରା ଆଇନ ଅମାନ୍ୟ ଯୋଗୁଁ ହରିହରଙ୍କୁ ଗିରଫ କରାହେଲା ଓ ଓଡ଼ିଶାର ଏହି ବିରାଟ ଆନ୍ଦୋଳନରେ ସେ ହେଲେ ପ୍ରଥମ ସତ୍ୟାଗ୍ରହୀ ।

ଆଚାର୍ଯ୍ୟ ମହାଶୟ ଗିରଫ ହୋଇ ହଜାରାବାଗ ଜେଲ୍‌ରେ ରହିଲେ ଓ ଗାନ୍ଧୀ ଇରଉଇନ ରୁଲ୍ସ ବଳରେ ସେ ମୁକ୍ତ ହୋଇ ରାଜ୍ୟକୁ ଫେରି “ଓଡ଼ିଶା ପ୍ରାଦେଶିକ ସମର କମିଟି”ର ଅଧ୍ୟକ୍ଷ ହେଲେ । ପଣ୍ଡିତ ଗୋପବନ୍ଧୁ ଦାସ ଓ ନୀଳକଣ୍ଠ ଚୌଧୁରୀ ଏହାର ଯୁଗ୍ମ ସମ୍ପାଦକ ରହିଲେ । ଏହିମାନେ ଜାତୀୟ ଆନ୍ଦୋଳନକୁ ଅଧିକ କ୍ରିୟାଶୀଳ କରାଇଲେ ।

ଗାନ୍ଧୀ ସେବା ସଂଘ ଅଧିବେଶନ

ଦେଶର ସାଧାନତା ଆନ୍ଦୋଳନ ଚାଲିଥିବାବେଳେ ଗାନ୍ଧିଜୀ ବିଧିବଦ୍ଧ ଭାବେ ଗଠନମୂଳକ କାର୍ଯ୍ୟ ଚଳାଇବା ପାଇଁ ସ୍ଥିର କଲେ । ଏଥିନିମନ୍ତେ ଦେଶର ବିଭିନ୍ନ ସ୍ଵେଚ୍ଛାସେବୀ ସଂଗଠନର କର୍ମୀମାନଙ୍କୁ ନେଇ ଗଠିତ ଗାନ୍ଧୀ ସେବା ସଂଘରେ ବାବୁ ରାଜେନ୍ଦ୍ର ପ୍ରସାଦ, ଅବଦୁଲ ଗଫୁର ଖାଁ, ସର୍ଦ୍ଦାର ବଲ୍ଲଭ ଭାଇ ପଟେଲ ପ୍ରଭୃତି ଜାତୀୟସ୍ତରର ନେତାମାନଙ୍କ ସହ ଆଚାର୍ଯ୍ୟ ହରିହର ମଧ୍ୟ ସଭ୍ୟ ଥିଲେ । ୧୯୩୮ ମସିହା ମାର୍ଚ୍ଚ ମାସ ୨୫ ତାରିଖ ଦିନ ପୁରୀ ଜିଲ୍ଲା ଡେଲାଙ୍ଗ ଷ୍ଟେସନ ନିକଟବର୍ତ୍ତୀ ବେରବୋଇଠାରେ ଗାନ୍ଧୀ ସେବା ସଂଘର ଏକ ଅଧିବେଶନ ବସିଥିଲା ଗାନ୍ଧିଜୀ । ଏଠାରେ ସାତ ଦିନ ରହିଥିଲେ । ମୁଖ୍ୟତଃ ହରିହରଙ୍କ ପରିଚାଳନାରେ ଏହି ଅଧିବେଶନ ଓ ବିରାଟ ଖଦୀ ଓ ଗ୍ରାମୋଦ୍ୟୋଗ ପ୍ରଦର୍ଶନୀକୁ ଉଦଘାଟନ କରି ଗାନ୍ଧିଜୀ ଏହାର ଉଚ୍ଛ୍ଵସିତ ପ୍ରଶଂସା କରିଥିଲେ ।

ବେରବୋଇଠାରେ ଗାନ୍ଧିଜୀ ତାଙ୍କର ହାତବାଡ଼ୀ ଖଣ୍ଡକ କେଉଁଠି ହଜାଇ ଦେବାରୁ ହରିହର ତାଙ୍କୁ ସରୁ ବାଉଁଶରେ ବାଡ଼ିଟିଏ ତିଆରି କରିଦେଲେ । ଗାନ୍ଧିଜୀ ତାକୁ ଆଗ୍ରହର ସହ ନେଇ ବ୍ୟବହାର କଲେ ଓ ଗଲାବେଳକୁ ସାଙ୍ଗରେ ନେଇଗଲେ ।

ହରିଜନ ସେବା

ଙ୍ଵରେଜ ସରକାରଙ୍କ ଯୁଦ୍ଧ ଉଦ୍ୟମକୁ ବିରୋଧ କରି ହରିହର ବ୍ୟକ୍ତିଗତ ସତ୍ୟାଗ୍ରହ କରି ଗିରଫ ହୋଇ ଜେଲ ଗଲେ । ଜେଲରୁ ଫେରିଲା ଦିନ ଗାନ୍ଧିଜୀ ଯାଜପୁର ସର୍ବତ୍ରିଭିଜନର ବରୁଆଁ ପୁରୁଷୋତ୍ତମପୁରଠାରେ ହରିଜନ ପଦଯାତ୍ରା ଆରମ୍ଭ କରୁଥାନ୍ତି । ସେଠାରେ ଗାନ୍ଧିଜୀ ହରିହରଙ୍କୁ ଦେଖି ଅତ୍ୟନ୍ତ ଖୁସି ହେଲେ । ଅସ୍ଵଶ୍ୟତା ସମ୍ପର୍କରେ ମହାତ୍ମା ଗାନ୍ଧୀଙ୍କ ଭାଷଣରେ ଉଦ୍‌ବୁଦ୍ଧ ହୋଇ ଆଚାର୍ଯ୍ୟ ହରିହର ସମାଜରୁ ଛୁଆଁ ଅଛୁଆଁ ଭେଦ ଭାବ ଉଠାଇବା ପାଇଁ ସଂକଳ୍ପବଦ୍ଧ ହେଲେ । ବହୁଦିନ ଧରି ସେ “ହରିଜନ ସେବକ ସଂଘ”ର ସଭାପତି ରହି ଓଡ଼ିଶାରେ ଗଠନମୂଳକ କାର୍ଯ୍ୟରେ ଲିପ୍ତ ଥିବା କର୍ମୀମାନଙ୍କୁ ତାଲିମ ଦେଉଥିଲେ ।

ମହାତ୍ମା ଗାନ୍ଧୀଙ୍କ ପ୍ରବର୍ତ୍ତିତ ମୌଳିକ ଶିକ୍ଷାର ପ୍ରସାର ପାଇଁ ଆମ ରାଜ୍ୟରେ ଗଠନ କରାଯାଇଥିବା “ମୌଳିକ ଶିକ୍ଷା ପରିଷଦ”ର ଆଚାର୍ଯ୍ୟ ମହାଶୟ ଥିଲେ ସଭାପତି ।

୧୯୪୦ ମସିହାରେ ଆଚାର୍ଯ୍ୟ ହରିହରଙ୍କୁ ଷାଠିଏ ବର୍ଷ ପୂର୍ଣ୍ଣ ହୋଇଗଲା । ତାଙ୍କର ଷଷ୍ଠି ପୂର୍ଣ୍ଣ ଜୟନ୍ତୀ ଅବସରରେ ହରିଜନମାନଙ୍କର ସେବା ଉଦ୍ଦେଶ୍ୟରେ ପାଞ୍ଚହଜାର ଟଙ୍କାର ଏକ ଥଳି ଉପହାର ପ୍ରଦାନ କରାଯାଇଥିଲା । ଜୟନ୍ତୀ ଉଦ୍ଦେଶ୍ୟରେ ପ୍ରକାଶିତ “ଶ୍ରୀକାଞ୍ଚଳି” ପୁସ୍ତକ ପାଇଁ ମହାତ୍ମା ଗାନ୍ଧୀ ଲେଖିଥିଲେ “ଆଚାର୍ଯ୍ୟ ହରିହରଙ୍କ ଷଷ୍ଠି ପୂର୍ଣ୍ଣ ଉତ୍ସବରେ ଯୋଗ ଦେବାକୁ ଭାରି ଇଚ୍ଛା ହେଉଛି । ସେ ହେଉଛନ୍ତି ଆତ୍ମମାନଙ୍କ ମଧ୍ୟରେ ଜଣେ ନିଃସାର୍ଥପର ସଜା କର୍ମୀ । ଜନ୍ମଭୂମିର ସେବା କରିବା ପାଇଁ ଭଗବାନ ତାଙ୍କୁ ଦୀର୍ଘାୟୁ କରନ୍ତୁ ।” ଡଃ ରାଜେନ୍ଦ୍ର ପ୍ରସାଦ ପରବର୍ତ୍ତୀ କାଳରେ ଭାରତର ପ୍ରଥମ ରାଷ୍ଟ୍ରପତି ହେଲେ । ସେ ଲେଖିଥିଲେ “ଆଚାର୍ଯ୍ୟ ହରିହରଙ୍କ ଜୟନ୍ତୀ ପାଳନ ହେଉଥିବା ଶୁଣି ମୁଁ ଅତ୍ୟନ୍ତ ଖୁସି । ତାଙ୍କର ସାତ୍ତ୍ୱିକ ଜୀବନଧାରାର ପ୍ରଭାବ ଆଉ କାହା ଉପରେ ପଡ଼ୁ ନ ପଡ଼ୁ, ମୋ ଉପରେ ବେଶ୍ ପ୍ରଭାବ ପକାଇ ପାରିଛି । ସେ ତାଙ୍କର ସମସ୍ତ ଜୀବନ ଜନତାର ସେବାରେ ନିୟୋଗ କରି ଆସିଛନ୍ତି ସେଥିପାଇଁ ସେ କେବଳ ଉତ୍କଳର ନୁହଁନ୍ତି, ସମଗ୍ର ଦେଶବାସୀଙ୍କର ପୂଜ୍ୟ ।”

ଭାରତଛାଡ଼ ଆନ୍ଦୋଳନ

୧୯୪୨ ମସିହା ଭାରତଛାଡ଼ ଆନ୍ଦୋଳନରେ ଯୋଗଦେଇ ହରିହର, ଗୋପବନ୍ଧୁ ଚୌଧୁରୀ ଓ କୃପାସିନ୍ଧୁ ହୋତା ପ୍ରଭୃତିଙ୍କ ସହ ଗିରଫ ହୋଇ ବ୍ରହ୍ମପୁର ସେଣ୍ଟ୍ରାଲ ଜେଲରେ ରହିଲେ । ଜେଲରେ ଥିବାବେଳେ ପ୍ରତ୍ୟହ ଭୋରରୁ ଉଠି ଶ୍ରୀମତୀଗବତ, ଗୀତା ପାଠ କରୁଥିଲେ । ଦୁଇଘଣ୍ଟା ଧରି ବନ୍ଦୀମାନଙ୍କୁ ଗୀତାର ସାରତତ୍ତ୍ୱ ବୁଝାଇବା ଥିଲା ଆଚାର୍ଯ୍ୟ ମହାଶୟଙ୍କର ଦୈନନ୍ଦିନ କାର୍ଯ୍ୟ । ଏହି ସମୟରେ ସେ “ଗୀତା”ର ସମ୍ପୂର୍ଣ୍ଣ ଟୀକା ମଧ୍ୟ ରଚନା କରିଥିଲେ । ସୂତାକଟା, ବଗିଚାକାମ କରିବା ସହ ଜେଲର ପାକଶାଳାରେ ରୋଷେଇ କାର୍ଯ୍ୟରେ ସେ ସାହାଯ୍ୟ କରୁଥିଲେ । ଏପରିକି ୩୦/୪୦ ଜଣ ବନ୍ଦୀଙ୍କ ପାଇଁ ସେ ଏକା ରୁଟି ତିଆରି କରି ପାରୁଥିଲେ ।

୧୯୪୪ ମସିହାରେ ଆଚାର୍ଯ୍ୟ ମହାଶୟ ଜେଲରୁ ଖଲାସ ହେବାପରେ, ସକ୍ରିୟ ରାଜନୀତିରୁ ବିଦାୟ ନେଇ ସେବାମୂଳକ କାର୍ଯ୍ୟରେ ମନୋନିବେଶ କଲେ ।

ସାଧାରଣତା ପରେ ହରିହର ଗୋପବନ୍ଧୁ ଚୌଧୁରୀଙ୍କ ନେତୃତ୍ୱରେ ଦେଶ ଗଠନ କାର୍ଯ୍ୟରେ ବ୍ରତୀ ହୋଇ ଗାଁ ଗାଁ ବୁଲି ଖଦୀକାମ, ମୌଳିକ ଶିକ୍ଷାର ପ୍ରସାର, ଅସ୍ପୃଶ୍ୟତା ନିବାରଣ ଓ ଗ୍ରାମ୍ୟ କଳହର ଆପୋଷ ସମାଧାନ ପ୍ରଭୃତି କାର୍ଯ୍ୟରେ ଲାଗି ପଡ଼ିଲେ । ୧୯୫୫ ମସିହାରେ ବିନୋବାଜୀ ଓଡ଼ିଶାରେ ପଦଯାତ୍ରା କରିଥିଲେ । ୭୭ବର୍ଷ ବୟସରେ ଆଚାର୍ଯ୍ୟ ମହାଶୟ ତାଙ୍କ ସଂଗେ ବୁଲିଲେ । ଚାଲିବାକୁ ଅସମର୍ଥ ହେବାରୁ ତାଙ୍କୁ ଗାଡ଼ିରେ ଯିବାକୁ ଅନୁରୋଧ କରିବାରୁ ସେ ତାହା ପ୍ରତ୍ୟାଖ୍ୟାନ କରି ଦେଇଥିଲେ । ପୁରୀ ସର୍ବୋଦୟ ସମ୍ମିଳନୀ ପରେ ସେ ପୁଣି ପଦଯାତ୍ରାରେ ଗଞ୍ଜାମ, କୋରାପୁଟ ଜିଲ୍ଲାରେ ମଧ୍ୟ ବୁଲି ବୁଲି ଭୂଦାନ କାର୍ଯ୍ୟକୁ ଆଗେଇ ନେଇଥିଲେ ।

ସେବାଗ୍ରାମ ସମ୍ମିଳନୀ

୧୯୬୦ ମସିହା ମାର୍ଚ୍ଚ ମାସ ୨୬ ତାରିଖ “ସେବା ଗ୍ରାମ”ଠାରେ ଅନୁଷ୍ଠିତ ସର୍ବୋଦୟ ସମ୍ମିଳନୀରେ ସେ ସଭାପତିତ୍ୱ କରିଥିଲେ ସତ୍ୟ, ପ୍ରେମ, କରୁଣାର ପ୍ରତୀକ ଆଚାର୍ଯ୍ୟ ହରିହରଙ୍କ ଦର୍ଶନ ପାଇଁ ଓ ତାଙ୍କ ଭାଷଣ ଶୁଣିବା ପାଇଁ ଦେଶର ବିଭିନ୍ନ ପ୍ରାନ୍ତରୁ ହଜାର ହଜାର ଲୋକ ରୁଷ୍ଟ ହୋଇଥିଲେ । ଗାନ୍ଧିଜୀଙ୍କ ପରିକଳ୍ପିତ ସ୍ୱରାଜ୍ୟକୁ ଗାଆଁ ଗହଳର ଲୋକମାନଙ୍କ ପାଖରେ ପହଞ୍ଚାଇ ଦେବାପାଇଁ ସେଦିନ ସେ ଆକୃଳ ନିବେଦନ କରିଥିଲେ ।

ଅପ୍ରେଲ ୨୪ ତାରିଖଠାରୁ ମୟୂରଭଞ୍ଜରୁ ପଦଯାତ୍ରା ଆରମ୍ଭ କରି ବାଲେଶ୍ୱର, କେନ୍ଦୁଝର, ଢେଙ୍କାନାଳ, କଟକ, ପୁରୀ, ଗଞ୍ଜାମ ଦେଇ ୧୯୬୦ ମସିହା ମଇ ମାସ ୧୪ ତାରିଖରେ କୋରାପୁଟରେ ପହଞ୍ଚି ଜ୍ୱରରେ ଆକ୍ରାନ୍ତ ହେଲେ । କଟକ ଆସି ଚିକିତ୍ସିତ ହେଲେ ଓ ପରେ ପୁରୀ ଯାଇ ଗୋପବନ୍ଧୁ ଭବନରେ ବିଶ୍ରାମ ନେଲେ ।

୧୯୬୪ ଛାତ୍ର ଆନ୍ଦୋଳନ

୧୯୬୪ ଛାତ୍ର ଆନ୍ଦୋଳନ ସାରା ରାଜ୍ୟରେ ବ୍ୟାପିଗଲା । ପୁଲିସ ଗୁଳିରେ ଛାତ୍ରମାନେ ମୃତ୍ୟୁହତ ହେବା ଶୁଣି ଆନ୍ଦୋଳନ ବନ୍ଦ ନହେଲେ ସେ ଆମରଣ ଅନଶନ କରିବେ ବୋଲି ଚେତାଇ ଦେଲେ । ନିଜେ କଟକ ଆସି ପୂଜ୍ୟା ରମାଦେବୀଙ୍କୁ ସାଙ୍ଗରେ ନେଇ ଛାତ୍ରମାନଙ୍କୁ ବୁଝାଇବାରୁ ତାଙ୍କ ଉପସ୍ଥିତିରେ ଛାତ୍ରମାନେ ଆନ୍ଦୋଳନ ପ୍ରତ୍ୟାହାର କରିନେଲେ । ଏହାପରେ ସେ ପୁରୀ ଫେରିଗଲେ ।

ସମ୍ମାନ ପ୍ରତି ବିତୃଷ୍ଣା

ଆଚାର୍ଯ୍ୟ ମହାଶୟ ଅତି ସରଳ ଜୀବନ ଯାପନ କରୁଥିଲେ । ମାନ ସମ୍ମାନ ପ୍ରତି ତାଙ୍କର ଆଦୌ ଆଗ୍ରହ ନଥିଲା । ୧୯୬୫ ମସିହାରେ ଉତ୍କଳ ବିଶ୍ୱବିଦ୍ୟାଳୟ ତରଫରୁ ହରିହରଙ୍କୁ ଦିଆଯାଇଥିବା ଡକ୍ଟରେଟ ଉପାଧିକୁ ସେ ନମ୍ରତାର ସହ ପ୍ରତ୍ୟାଖ୍ୟାନ କରି ଦେଇଥିଲେ । ସେ ସମସ୍ତଙ୍କୁ ସବୁବେଳେ କହୁଥିଲେ- “ଭଲ ମଣିଷ ହୁଅ” ।

ପଞ୍ଚସଖାଙ୍କ ମଧ୍ୟରେ ହରିହର ଥିଲେ ଶେଷ ସଖା । ୧୯୭୧ ମସିହା ଫେବୃଆରୀ ୧୨ ତାରିଖରେ ତାଙ୍କୁ ୯୪ ବର୍ଷ ଚାଲିଲା ସେ ଅସୁସ୍ଥ ହୋଇ ପଡ଼ିଲେ । ୧୯୭୧ ମସିହା ଫେବୃଆରୀ ୨୧ ତାରିଖ ସକାଳେ ସାକ୍ଷୀଗୋପାଳର ବକ୍ତୃତା ବନରେ ତାଙ୍କର ଚିତାନଳ ଜଳିଉଠିଥିଲା । ସମଗ୍ର ଜୀବନ ସେ ନାରାୟଣଙ୍କ ସେବାରେ ଉତ୍ସର୍ଗ କରିଥିଲେ । ତାଙ୍କର ଅନ୍ତିମ ବିଦାୟ ପରେ ଗୋଟିଏ ଯୁଗ ଶେଷ ହୋଇଗଲା ।

(ତଥ୍ୟସୂତ୍ର : ପ୍ରଫେସର ସର୍ବେଶ୍ୱର ଦାସ, ଡଃ ପ୍ରଫୁଲ୍ଲ କୁମାର ପଟ୍ଟନାୟକ ଓ ନୃସିଂହ ଚରଣ ସାହୁ)



SERVICES AVAILABLE IN AHPGIC, CUTTACK

1. Radiation by advanced Radiotherapy machines like Linear Accelerator, CT Simulator and Brachytherapy
2. Day Care Centre for Chemotherapy
3. PET CT Scan, Digital Mammography, CT Scan, Ultra Sonography, Endoscopy, MRI, IHC, Colonoscopy, Colposcopy, X-ray with portable facility
4. 24X7 hours Emergency services and Pathological investigations for cancer patients
5. All advanced Cancer surgeries and Laparoscopy surgeries in respect to Gynaecology services, Surgical Services and Head & Neck Services
6. Free supply of general and anti-cancer Drugs through NIRAMAYA
7. 20 bedded ICU facility for cancer patients
8. Pain & Palliative Care by specialist Doctors on six days a week
9. Free diet to all Indoor patients
10. Aahar Centre for patient attendants inside the premises
11. Dharmasala for patient attendants
12. Telemedicine Counseling to patients of different districts
13. All Hospital services are Free of Cost except Cabin charges
14. Post Graduate & M.Ch. Medical Education Courses
15. DMLT, DRTT & COTT diploma courses
16. Hospital information and management systems
17. Hospital based cancer registries and Patterns of care and survival studies for cancer patients
18. Cancer screening by organization of health camps
19. Central Library and E-Library services



TABLE OF CONTENTS

NO.	DEPARTMENT / DIVISION	PAGE
1.	Governing Body	01
2.	Executive Committee	01
3.	Aims and objectives of the Institute	02
4.	From the desk of the Director	03
5.	Report from Dean & Principal	04
6.	AHPGIC at a Glance	06
7.	Hospital Services	07
8.	Cancer Screening & Awareness Camp	11
9.	Departmental Activities	12
a.	Anesthesiology	12
b.	Gynecologic Oncology	12
c.	Head & Neck Oncology	13
d.	Medical Oncology	14
e.	Medical Physics	14
f.	Pathology	15
g.	Radiodiagnosis	16
h.	Radiation Oncology	16
i.	Surgical Oncology	17
j.	Dentistry	17
k.	Emergency Services	17
10.	Academic Activities	18
a.	Institutional Ethics Committee	18
b.	Institutional Review Board	22
c.	HBCR-POCSS	22
d.	National Cancer Grid	22
e.	Central Library	22
f.	Research Cell	23
g.	Trainings & Workshops	23
11.	List of Major Equipments	24
12.	Human Resource	28
13.	Major Activities	33
14.	Photo Gallery	41
15.	Audited Annual Accounts	48



GOVERNING BODY

MEMBERS OF THE GOVERNING BODY

Chairman

Hon'ble Minister, Dept. of Health & Family Welfare, Govt. of Odisha

Vice Chairman

Commissioner-Cum-Secretary to Govt. of Odisha, Dept. of Health & Family Welfare

Members

1. Hon'ble MP, Cuttack.
2. Hon'ble MLA, Choudwar-Cuttack
3. The Development Commissioner-Cum-Addl. Chief Secretary to Govt. of Odisha, Planning & Convergence Dept.
4. The Principal Secretary to Govt. of Odisha, Finance Dept.
5. The Joint Secretary, Ministry of Health & FW Dept, Govt. of India
6. Mission Director, National Health Mission, Odisha
7. Managing Director, Odisha State Medical Corporation Ltd., Odisha
8. Director of Medical Education & Training, Odisha
9. Director of Health Services, Odisha
10. Collector & District Magistrate, Cuttack
11. Dean & Principal, SCB Medical College & Hospital, Cuttack
12. Dean & Principal, AHPGIC, Cuttack
13. Director, Regional Medical Research Center, Bhubaneswar (Co-Opted)
14. Managing Director, Odisha Mining Corporation, Bhubaneswar (Co-Opted)
15. Dr. Dinesh Pendharkar (Co-Opted)

Convenor

Director, AHPGIC, Cuttack

EXECUTIVE COMMITTEE

MEMBERS OF THE EXECUTIVE COMMITTEE

Chairman

Commissioner-Cum-Secretary to Govt. of Odisha, Dept. of Health & Family Welfare

Members

1. The Development Commissioner-cum-The Additional Chief Secretary, Planning & Convergence Dept./ Representative, Govt. of Odisha
2. The Principal Secretary, Finance Dept. / Representative, Govt. of Odisha
3. The F.A.-cum-Addl. Secretary, Health & F.W. Dept., Govt. of Odisha
4. The Director of Medical Education & Training, Odisha
5. Dean & Principal, SCB Medical College & Hospital, Cuttack
6. Dean & Principal, AHPGIC, Cuttack

Convenor

Director, AHPGIC, Cuttack

AIMS AND OBJECTIVES

- (i) To conduct teaching activities in various approved fields, thrive for excellence in education, research and provide approved modern and advanced clinical services to cancer patients.
- (ii) To undertake Basic, Applied Research and Teaching in various fields of Oncology of highest standard as per norms and guide-lines of MCI/NMC.
- (iii) To produce quality trained man-power in various fields of Cancer including Medical Doctors, Para-Medics, Medical Physics and in all related fields of Oncology.
- (iv) To collaborate with other similar institutes of repute to increase the standard of teaching, research and clinical service.
- (v) To provide patient care in the form of both OPD and IPD services, Cancer screening, prevention and Community Oncology.
- (vi) To function as Nodal Institute for the state of Odisha for cancer care.
- (vii) To act as Regional Cancer Institute of the state.
- (viii) Training of peripheral doctors and paramedical staff.





From the Desk of the Director... 📝

The ecosystem of Odisha cancer care has undergone a metamorphosis in the recent past. AHPGIC is playing the leading role in this transformation. On completion of the construction of the new LINAC building the bed strength of the Institute is enhanced from 281 to 507. Three new radiotherapy bunkers have been constructed. Two state of the art Linear Accelerators are installed. A new Brachy Therapy system strengthened the capability of intracavitary radiotherapy service. A PETCT scan installed on PPP mode to provide free service under NIDAN scheme. This is the first such an imaging unit under the State Government. The pathology & allied departments have also undergone a massive transformation. Tumor markers, IHC studies, Biochemical tests, Culture sensitivity added strength to the diagnostic services. Molecular studies have been initiated under Nidan scheme on PPP mode, the cost which is borne by the state government. With the appointment of a medical gastro-enterologist the endoscopy services are now handled by a high-quality professional. Dedicated Plastic & Reconstructive surgeon, Nuclear medicine specialist fulfilled the longstanding gaps in the service. One more operating room and a 20 bedded central ICU added to the infrastructure. An international service provider identified through a transparent method is providing comprehensive maintenance services (CFMS) to the entire Institute. This has changed the face of the center. MD in anesthesiology (two seats), MD in pathology (four seats) and diploma in radiotherapy technician (DRTT, 10 seats) started in the Institute. The Institute is under the process of full digitalization.

The future of AHPGIC looks very bright. Further expansion is linked with the SCB redevelopment plan. Under this, the bed strength will be enhanced to 1000 beds. 15 table modular OT complex, new OPD , Academic area, hostels have been incorporated in the plan. The master plan has been prepared by a reputed consultant and submitted to the government. The physical work is going to commence very soon.

Besides development of AHPGIC, under Odisha Comprehensive Cancer Plan (OCCP)1029 Cr is sanctioned for 11 cancer wings dispersed all over the state. This will improve the accessibility of cancer care for the entire population.

Cancer is going to be major health challenge in the future. Odisha government is committed to improve its infrastructure to meet the challenge.

I wish with commitment & dedication AHPGIC will emerge as a center of excellence soon.

Thank you.

Dr. Lalatendu Sarangi, MS, FAIS, FICS

Director

Contact : 0671-2304264

E-mail : ahpgicdirector@gmail.com

ahrccdiretor@gmail.com



REPORT OF THE DEAN AND PRINCIPAL

Our Institute has been approved by the NMC / MCI as the first Post-graduate Medical College of our State, without MBBS course, from the academic year 2017-18. To start with the Post-graduate students have been admitted in 2017 Super specialty Courses i.e. **Surgical Oncology** and **Gynecological Oncology** and three batches of M.Ch students have passed out in 2020, 2021 and 2022. The fourth batch of M.Ch students have taken admission in 2020.



I. Super Specialty Courses :

- (a) 2 seats each in Surgical Oncology and Gynaecological Oncology were permitted in the academic year 2017, and 2 students in each subject were admitted. The course was recognised by NMC on 17.09.2020.
- (b) Six batches of students have taken admission since 2017 to 2022.
- (c) Three batches have passed out successfully.
- (d) Three batches are taking their teaching and training program at present as per the syllabus approved by Utkal University.

II. Broad Specialty Courses :

- (a) This year we have been permitted to open 2 seats in MD Anaesthesiology and 2 students have taken admission (one student in All India Quota and one student in State Quota).
- (b) We have been permitted to open 04 seats in Pathology in Academic year 2023-24. Awaiting counselling and admission.
- (c) Ongoing PG course in MD Radiation Oncology is continuing 6 students have taken admission during the academic year 2021-2022 under the control of Dean & Principal, SCBMCH, Cuttack and pursuing their study at AHPGIC, Cuttack.

III. Diploma in Medical Laboratory Technology (DMLT) :

DMLT courses for 20 students was started during the academic year 2017-18 for a period of 2 years followed by internship of 3 months.

- 1st batch 2017-18
19 students took admission and 18 have completed internship in March 2021.
- 2nd batch 2018-19
19 students took admission. All passed out and completed internship.
- 3rd batch 2019-20
19 students took admission. All passed out and completed internship.
- 4th batch 2020-21 : 17 students took admission and are continuing their teaching program.
- 5th batch 2021-22 : 20 students took admission.
- 6th batch 2022-23 : 20 students have taken admission.

IV. Certified OT Technician (COTT) Course :

COTT course started in the academic year 2020-2021 for 5 students for a period of 1 year.

1st batch, 4 students took admission and passed out in 2021.

2nd batch, 5 students took admission. They passed out in March 2023.

3rd batch, 3 students have taken admission in March 2023.

V. DRTT course :

DRTT course opened for 10 students per year. 10 students have taken admission

AHPGIC ANNUAL REPORT • 2022 - 23

VI. M.Sc. in Medical Radiation Physics:

AHPGIC, Cuttack in collaboration with NISER, Khurda district, Odisha has started M.Sc. in Medical Radiation Physics, a 2 years course for 10 students. The 1st batch has taken admission in 2022-2023.

VII. Research Activities:

Projects approved by IEC held on 10.01.2023.

PG Thesis - 10

Research Project - 23.

Students from other institutions do their dissertation for 6 months.

Our requirements :

1. An Academic building for the office of the Dean & Principal, Class room (Lecture Theatre), Auditorium, Central Library, Reading Room, Central Research Laboratory, Examination Hall, etc.
2. To upgrade the 24 hours Emergency Service along with facility for Central Laboratory service including "AHPGIC Blood Centre".
3. To recruit staffs for the office of the Dean & Principal.
4. Proper Hostel for Resident Doctors.
5. Mess/ Canteen for faculty and students.
6. Examination Hall.

***Dean & Principal,
AHPGIC, Cuttack***



AHPGIC AT A GLANCE

ACADEMICS & RESEARCH

Acharya Harihar Post Graduate Institute of Cancer (AHPGIC), Cuttack is marching forward with its PG Courses, M.Ch. (Gynaecological Oncology), M.Ch. (Surgical Oncology), MD (Radiation Oncology), MD (Anaesthesiology), DMLT, DRTT and COTT courses to produce qualified human resources to serve the cancerpatient of our country and abroad. The Medical Physics course has been started at NISER, Khordha with our technical support from this year. A department of Pulmonary Medicine created. Clinical training for B.Sc. Nursing/Post Basic Nursing/M.Sc. Nursing students available.

Research is an integral segment of medical education and patient care. Institutional Ethics Committee (IEC-AHPGIC)of the centre conducts meetings at regular intervals for review and approval of new research work to be performed on recommendation of Institutional Review Board (IRB). Several Govt. and industry sponsored intra-mural and extra-mural research works are being conducted in the institution resulting in good amount of publications in premier journals of national and international repute.

Library Committee supervises the maintenance and development of AHPGIC central library and e-library. Postgraduate committee monitors PG & M.Ch. education as well as inter departmental and inter institutional academic activities. Hostel Committee looks after the day to day affairs of both ladies and gents hostel for residential doctors.

Hospital Based Cancer Registry & Patterns of Care & Survival Studies in Cancer Cervix, Cancer Breast and Head & Neck Cancers (HBCR-POCSS) project under National Cancer Registry Programme is working in the centre. Similarly the centre is enrolled in National Cancer Grid network. The NCG was created to form a union of cancer centres in the country which could provide uniform and high standards of cancer care, follow uniform evidence based guidelines for management of patients, develop human resource adequately trained to fulfill the cancer healthcare needs of the entire nation and conduct a collaborative clinical research of high standard.

Tumor board and referral boards are conducted for discussion and decision of treatment protocols for patients consisting of specialists of each segment in regular interval.

AHPGIC undertakes trainings and courses for medical doctors, nurses, paramedical staff and students to build additional manpower in the field of oncology.

NIRAMAYA

The drug ware house is functioning for storing and management of Anticancer drugs for the whole state and NIRAMAYA is able to fulfill 100% demand for both general and anti cancer drugs.

Telemedicine

Telemedicine centre is a great help for cancer patients of different districts minimizing the long distance travel to the centre. This is also being utilized for tele-conferencing with premier institutes for academic discussions and meetings. This service became the best support for the patients during the lockdown due to Covid-19 pandemic outbreak. Now the e-sanjeevani application is being successfully implemented with the help of telemedicine infrastructure.

Community Activity

AHPGIC is actively engaged in the community service in the form of cancer education, consultation and early detection through camps and various media across the state. Social Workers-cum-counselors of different NGOs have been deployed for patient assistance.

Hospital Information Management System

O-eHMIS project of CDAC, NOIDA is under process of customization and testing for competition of Hospital information Management System at AHPGIC. Several modules are live and working successfully.

Infrastructure

A 6 storied structure over the existing LINAC completed, handed over & inaugurated. It provides necessary services like Radiodiagnosis, PETCT, ICU & IPD and the expansion of bed strength from 281 to 507 including a20 bedded ICU.

CFMS

One single agency is working for Comprehensive Facility Management for all Services covered under NIRMAL++.

HOSPITAL SERVICES

PARTICULARS	2015-16	2016-17	2017-18	2018-19	2019-20	2020-21	2021-22	2022 -23
OPD Services								
New Patients Registered in OPD:	18163	17534	18403	19532	20535	16101	18295	19566
Follow-up Patients in OPD:	18298	38594	53522	61007	69599	61404	96195	117975
Total OPD Registrations:	36461	56128	71925	80539	90134	77505	114490	137541
Admission								
No. of New Admissions:	5769	6032	6647	7072	6519	4690	5959	6250
No. of Readmissions:	17065	19061	18451	21256	20067	13623	17530	21568
Total Admission:	22834	25093	25098	28328	26586	18313	23489	27818
24hr. Emergency Services:	255	1371	3878	4720	4515	3990	7892	11530
IPD								
In-patient census:	163557	150057	145036	161485	144603	74407	84135	103118
Daily In-patient census:	447	411	397	442	396	204	231	283
Bed Occupancy Rate (%):	160%	146%	141%	157%	141%	73%	82%	76%
Blood and Blood Component Census:	1754	8379	8358	11223	10585	6744	9996	10754
No. of Discharge:	21535	21698	19316	20247	19381	20929	35037	38926
Hospital Death:	502	512	536	639	607	489	669	787
Pathology Services								
Cytology (Slides Examined):	13860	14075	13511	14155	14736	9329	10902	14176
Histology (Slides Examined):	16249	22461	27582	26466	42766	60848	54360	77793
Hematology (Investigation):	63755	81349	105804	125465	156537	95595	183311	239899
Biochemical (Investigation):	95555	115321	131979	192249	225337	186997	275598	455225
IHC (Markers):	-	-	-	-	-	315	7479	13561
Total Pathological Investigations:	189419	233206	278876	358335	439376	353084	531650	800654
Radiological Services								
Ultrasonogram:	2519	1078	1161	3640	3682	2131	5102	8375
X - Ray:	-	2812	5008	7029	9130	5817	8147	8371
Mammography:	-	-	-	600	1202	783	1060	1383
CT-Scan:	-	-	1036	1300	979	448	15047	16314
MRI:	-	-	-	-	-	-	5304	6353
PET CT Scan:	-	-	-	-	-	-	-	2078
Total Radiological Investigations:	2519	3890	7205	12569	14993	9179	34720	42874

AHPGIC ANNUAL REPORT • 2022 - 23

Surgical services								
Biopsy:	1568	1681	1969	2374	2833	2577	3233	3439
Endoscopy:	-	-	-	-	-	449	730	825
Colonoscopy:	-	-	-	-	-	-	-	91
Minor OT Procedures:	483	793	921	959	1188	521	614	759
Major OT Procedures:	1188	1596	1810	2118	2147	1363	1815	2116
Total OT Procedures:	1671	2389	2731	3077	3335	1884	2429	2875
Post Surgical ICU:	651	1663	1892	2299	2260	1546	1851	2177
Pain & Palliative Care:	3013	6115	10793	16528	5172	3417	4464	6889
Physiotherapy:	-	-	-	-	1310	743	589	996
Chemotherapy Cycles:	6996	10042	10275	34546	35842	21054	30809	33905
Radiotherapy Treatment								
Planning in Telecobalt:	2850	2085	2367	2231	2043	1343	1922	1750
Fractions Delivered in Brachytherapy:	1321	1143	1129	1566	1354	899	1181	1605
Treatment in LINAC:	125	1160	1322	1231	1518	1168	1485	1873
Total Radiotherapy treatments:	4296	4388	4818	5028	4915	3410	4588	5228
Counseling by NCD Counselor:	4514	5156	4563	4349	4766	2633	3681	4929



AHPGIC ANNUAL REPORT • 2022 - 23

DISTRICT WISE OPD & IPD PATIENTS 2022-23

District	OPD				IPD			
	Old	New	Total	Percentage (%)	Old	New	Total	Percentage (%)
Anugul	3332	460	3792	2.76	428	120	548	1.97
Balangir	1683	351	2034	1.48	237	109	346	1.24
Baleswar	7253	1336	8589	6.24	1473	446	1919	6.9
Bargarh	1921	223	2144	1.56	208	90	298	1.07
Baudh	697	112	809	0.59	138	44	182	0.65
Bhadrak	8675	1092	9766	7.1	1240	360	1599	5.75
Cuttack	20422	3151	23574	17.14	4433	961	5394	19.39
Deogarh	466	14	480	0.35	82	21	103	0.37
Dhenkanal	5165	562	5727	4.16	746	216	962	3.46
Gajapati	685	71	756	0.55	29	16	46	0.16
Ganjam	3979	814	4793	3.48	684	281	964	3.47
Jagatsinghapur	6197	1120	7317	5.32	1473	372	1845	6.63
Jajpur	12707	1641	14348	10.43	2167	490	2657	9.55
Jharsuguda	448	141	589	0.43	103	45	148	0.53
Kalahandi	1755	375	2130	1.55	306	116	422	1.52
Kandhamal	936	156	1092	0.79	110	52	162	0.58
Kendrapara	7151	1333	8484	6.17	1695	424	2119	7.62
Kendujhar	3556	864	4420	3.21	714	260	973	3.5
Khordha	4675	1169	5844	4.25	1164	307	1471	5.29
Koraput	974	191	1165	0.85	149	53	202	0.73
Malkangiri	183	53	235	0.17	50	22	72	0.26
Mayurbhanj	3484	916	4400	3.2	687	326	1013	3.64
Nabarangpur	550	174	724	0.53	106	54	160	0.57
Nayagarh	3131	484	3615	2.63	576	145	721	2.59
Nuapada	283	72	355	0.26	82	29	111	0.4
Puri	5974	1008	6982	5.08	1088	311	1399	5.03
Rayagada	627	111	738	0.54	108	38	146	0.52
Sambalpur	1131	189	1320	0.96	216	62	278	1
Subarnapur	834	140	974	0.71	94	48	142	0.51
Sundargarh	1948	474	2422	1.76	407	168	576	2.07
OTHER State	7154	769	7923	5.76	576	263	839	3.01
Total	117975	19566	137541	100.00	21568	6250	27818	100.00

AHPGIC ANNUAL REPORT • 2022 - 23

DISTRICT WISE OPD AND IPD NEW PATIENTS 2022-23

District	OPD NEW					IPD NEW				
	Male	Female	Trans	Total	Percentage (%)	Male	Female	Trans	Total	Percentage (%)
Anugul	225	235	-	460	2.35	50	70	-	120	1.92
Balangir	189	162	-	351	1.79	45	64	-	109	1.75
Baleswar	581	755	-	1336	6.83	162	284	-	446	7.14
Bargarh	113	110	-	223	1.14	42	48	-	90	1.44
Baudh	56	56	-	112	0.57	17	27	-	44	0.71
Bhadrak	495	597	-	1092	5.58	154	205	-	360	5.76
Cuttack	1519	1632	-	3151	16.11	435	526	-	961	15.38
Deogarh	5	9	-	14	0.07	11	10	-	21	0.34
Dhenkanal	259	303	-	562	2.87	90	126	-	216	3.46
Gajapati	41	30	-	71	0.36	7	9	-	16	0.26
Ganjam	420	394	-	814	4.16	121	159	-	281	4.49
Jagatsinghapur	563	557	-	1120	5.72	159	212	-	372	5.95
Jajpur	777	863	1	1641	8.39	190	300	-	490	7.84
Jharsuguda	73	68	-	141	0.72	26	19	-	45	0.72
Kalahandi	183	192	-	375	1.92	54	62	-	116	1.86
Kandhamal	80	76	-	156	0.80	28	24	-	52	0.83
Kendrapara	648	686	-	1333	6.81	187	237	-	424	6.78
Kendujhar	358	505	-	864	4.41	100	159	-	260	4.15
Khordha	590	578	-	1169	5.97	135	171	-	307	4.91
Koraput	112	79	-	191	0.98	22	31	-	53	0.85
Malkangiri	22	30	-	53	0.27	7	15	-	22	0.35
Mayurbhanj	412	504	-	916	4.68	106	219	-	326	5.21
Nabarangpur	100	74	-	174	0.89	25	29	-	54	0.87
Nayagarh48	220	264	-	484	2.47	63	82	-	145	2.33
Nuapada	47	25	-	72	0.37	14	15	-	29	0.47
Puri	484	523	1	1008	5.15	128	182	-	311	4.97
Rayagada	61	50	-	111	0.57	22	16	-	38	0.61
Sambalpur	83	106	-	189	0.97	31	31	-	62	0.99
Subarnapur	76	64	-	140	0.72	22	26	-	48	0.77
Sundargarh	242	233	-	474	2.42	70	98	-	168	2.69
OTHER STATE	398	371	-	769	3.93	122	140	-	263	4.20
Total	9432	10132	2	19566	100.00	2650	3600	0	6250	100.00

AGE DISTRIBUTION OF OPD & IPD NEW PATIENTS 2022-23

Age	OPD NEW					IPD NEW				
	Male	Female	Trans	Total	Percentage (%)	Male	Female	Trans	Total	Percentage (%)
0 -14	198	134	-	332	1.7	62	110	-	172	2.75
15 -24	356	500	-	856	4.38	66	95	-	161	2.58
25-34	847	1128	-	1976	10.1	197	240	-	437	6.99
35-44	1427	1872	1	3300	16.86	374	675	-	1049	16.78
45-54	1984	2569	-	4553	23.27	583	1062	-	1645	26.32
55-64	2297	2307	-	4604	23.53	768	918	-	1686	26.97
65-74	1634	1232	1	2868	14.66	465	436	-	901	14.42
75+	689	390	-	1078	5.51	134	65	-	199	3.18
Total	9432	10132	2	19566	100.00	2650	3600	-	6250	100.00

CANCER SCREENING & AWARENESS CAMP		
DATE	DISTRICT	ONCOLOGISTS
11.09.2022	Inner Wheel Club Satyabhamapur, Cuttack	Prof. Surendra Nath Senapati Prof. Jita Parija Prof. Diptirani Samanta Dr. Smrutisudha Pattanaik Dr. L. Kavin Nilavu Dr. Jyotsna Goyal Dr. Richi Khandelwal
25.09.2022	DHH, Baripada	Dr. Smrutisudha Pattanaik Dr. Jyotsna Goyal
30.10.2022	Cuttack	Prof. Surendra Nath Senapati Dr. Jyotsana Goyal
20.11.2022	Rotary Club of Cuttack,Cuttack	Prof. Surendra Nath Senapati Dr. Smrutisudha Pattanaik Dr. Alakh Bose Dr. Sony Nanda
27.11.2022, 28.11.2022	Bhima Bhoi Medical College & Hospital, Balangir	Dr. Lal Mohan Soy Dr. Arunashis Mallick
19.02.2023	Jajpur	Dr. Arunashis Mallick Dr. Tusar Mohapatra



DEPARTMENTAL ACTIVITIES

ANESTHESIOLOGY

This Department caters to the need of the departments conducting surgical procedures in the form of preoperative, intraoperative, post-operative anesthesia, respiratory and recovery room care. The department also provides services to:

- the Radiation Oncology department for treatment of pediatric and uncooperative patients
- the Medical Oncology department during intrathecal administration of chemotherapeutic agents
- SCBMCH for teaching & training to post graduates in Anesthesiology.

Professor & Head

Dr. Sumita Mohanty, MD

Professor

Dr. Rekha Das, MD

Associate Professor

Dr. Rajat Kumar Das, MD

Dr. Pragyananda Das, MD

Assistant Professor

Dr. Janki Janka, MD

Dr. Sunita Mishra, MD

Dr. Aratiprava Sahoo, MD

Dr. Shyam Surat Sahoo, MD

Dr. Kanhu Charan Patro, MD

Dr. Ch. Satyaranjan Samal, MD

Dr. Dipti Swain, MD

Senior Resident

Dr. Priyadarshini Ipsita Sahoo, MD

Dr. Charan Kisku, MD

Dr. Priyaranjan Jena, MD

Dr. Satya Prakash, MD

Details of Work Done	Number
Pre-Anesthetic Checkup	3633
Regional Anesthesia	774
General Anesthesia	1342
Miscellaneous (IT Chemotherapy guide, RT insertion, vascular access, sedation for Radiotherapy and bed side resuscitation)	392
Post Surgical ICU	2177
Daycare (Anesthesia in OT/Outside OT)	320
Emergency	72

PALLIATIVE MEDICINE

This unit provides prompt pain relief and palliative care through different modalities of services & immediate management of pain to patients at any stage of the disease (mostly terminally ill) with an intention for an improved quality of life. The services provided here have managed to garner recognition throughout different region which is reflected through the influx of patients from various government and private medical colleges & hospitals of eastern India.

IAPC certification courses are being conducted in 2 sessions in a year for all doctors, nurses, volunteers and social workers at the centre.

Our centre, being the State Nodal Centre for Palliative Care, coordinates with the 30 satellite centres established at district headquarter hospitals of the state, to offer Palliative treatment. There is a plan to strengthen this department by creating separate faculty post, thereby opening PG course in Palliative Medicine.

MOU with Bagchi-Karunashraya has been signed for home based palliative care free of cost in the state.

Unit In-Charge

Dr. Sumita Mohanty,
Professor, Anesthesiology

Details of work done	Number
OPD	6889
Ryles tube insertion	176
Peritoneal tapping	485
Wound Care	1493
Colostomy Care & Education	398
Morphine Tabs Dispensed	374060
Physiotherapy	996

GYNAECOLOGICAL ONCOLOGY

Gynecological Oncology deals with female cancer patients for prevention, palliation, early diagnosis and prompt adequate treatment. Departmental library has more than 100 books and periodicals for education and research purpose. A state level training on Pap Smear screening was conducted by the Department in collaboration with Department of Pathology for O&G Specialists of different districts. State level project on HPV self-collection and treatment of screened positive cases are being done by the department. Department organizes the Cervical cancer eradication day on 11th March every year.

AHPGIC ANNUAL REPORT • 2022 - 23

Two batches of three days State level training for O&G specialists of DHH on colposcopy, biopsy and thermocoagulation for screening of cervical cancer were undertaken. Public awareness programmes are being done with priority basis.

The main activities of this department are:

- o Diagnosis and treatment of female genital tract malignancies
- o Diagnosis of premalignant lesions and its proper treatment
- o Routine screening of female population for early diagnosis of cancer cervix amongst the patients attending the outdoor of the centre
- o Assisting in Mobile Cancer Detection Camps for screening of patients
- o Teaching and training of M.Ch. students
- o Training of Post-graduate students, in-service doctors and Para-medical workers
- o Training in Gynecologic Oncology of post- PG faculties
- o Undertaking research projects as priority

Professor & Head

Dr. Bhagyalaxmi Nayak, MD, FICOG, Ph.D.

Professor

Dr. Jita Parija, MD, FICOG

Associate Professor

Dr. Janmejaya Mohapatra, MD, FICOG

Dr. Manoranjan Mohapatra, MD, FICOG

Assistant Professor

Dr. Ashok Ku. Padhy, MD, FIGO

Senior Resident

Dr. Alakh Kumar Bose, MD

Dr. L. Kavin Nilavu, M.Ch.

Deployed

Dr. Smrutisudha Pattnaik, MD (LTRMO)

M.Ch.

Dr. Agniv Sarkar, MS

Dr. Sony Nanda, MS

Dr. Tusar Mohapatra, MS

Dr. Arunashis Mallick, MS

Dr. Ranjita Patnaik, MS

Dr. Nihar Ranjan Rout, MS

Details of Work Done	Number		
	New	Follow up	Total
OPD			
Ca Cervix	1544	1310	2854
Ca Ovary	1494	1740	3234
Ca Endometrium	250	454	704
Ca Vulva	96	136	232
GTD	70	46	183
Ca Vagina	22	123	68
GIT			163
Ca Breast			424
Benign			1640
Other			216
Inappropriate Hysterectomy			96
Total OPD			9814
Admission			865
Cytology			1744
Biopsy			903
Colposcopy			100
Major Surgeries	Cervix		71
	Ovary		240
	Endometrium		70
	Vulva		22
	Lap		44
	GTN		4
	Preinvasive		175
Total		626	
Minor Surgeries			152
Total Surgical Procedures			778

HEAD & NECK ONCOLOGY

Oral cancer is one of the 10 most common cancers of the world and the commonest in India. There is excellent evidence from many sources that approximately 90% of these cancers are due to tobacco abuse in any form and poor oral & dental hygiene. Almost 70% - 80% of the cases reported have advanced stage of cancer which is practically in Stage-III & IV. Cancers of the Thyroid gland, parotid gland and minor salivary glands are also frequently reported in this Dept. The incidence of pre-malignant lesions like leukoplakia and sub-mucous fibrosis has increased considerably. Cosmetic value being a vital factor, various reconstructive procedures is being performed by this department. The

AHPGIC ANNUAL REPORT • 2022 - 23

post- graduate students, Paramedical staffs and ex-service doctors are imparted regular training programs keeping in view the early detection, prevention and treatment of Head & Neck cancers as the main theme.

Professor & Head

Dr. Pramod Ch. Pathy, MS

Assistant Professor

Dr. Asutosh Hota, MS

Senior Resident

Dr. Smruti Ranjan Samal, MS

Dr. Asutosh Dash, MS

Dr. Sandeep Sagar Panda, MS

Deployed

Dr. Siddharth Panditray, MS (LTRMO)

Dr. Krishna Gopal Birmiwal, MDS

(Dental Surgeon)

Details of Work Done			Number
OPD	New	Follow up	Total
	3771	9443	13214
Admission	New	Readmission	Total
	501	58	559
Biopsy			1499
Endoscopy			248
Major Surgery			431
Minor Surgery			256
Total Surgical Procedures			688

MEDICAL ONCOLOGY

Medical Oncology department has an important role in the management of cancer cases. The main function of this division is to provide treatment care for the patients suffering from wide range of malignant neoplasms especially for hematological malignancies, lymphoma and solid neoplasms by chemotherapy as primary mode, concurrent mode (CT/RT), neo-adjuvant before RT/Surgery or adjuvant mode following RT/Surgery.

The faculties of Medical Oncology teach & guide the Radio Therapy PG students on Chemotherapy.

The doctors and Paramedics of different districts are trained on Daycare Chemotherapy in regular interval under Dept. of Medical Oncology who renders service to follow up cancer patients in all DHHs of Odisha.

Department of Medical Oncology has a Pediatric Oncology Wing for pediatric patients coming to the centre. The ten bedded Sovan Bhuyan Memorial Day Care Unit is serving under the department for the patients receiving chemotherapy on day care basis.

Professor & Head

Dr. Diptirani Samanta, MD

Associate Professor

Dr. Prasanta Kumar Parida, MD, DM

Assistant Professor

Dr. Lal Mohan Soy, MD

Deployed

Dr. Surya Narayan Mishra, MD (Addl. Director)

Dr. Biswajit Kar, MD (Sr. Medical Officer)

Details of Work Done			Number
OPD	New	Follow up	Total
	1874	35992	37866
Admission	New	Follow up	Total
	1770	11400	13170
Chemotherapy in Day Care Unit			18536
Chemotherapy in wards & cabins			15369
Total Chemotherapy Cycles			33905

MEDICAL PHYSICS

The Department of Medical Physics ensures implementation of the provisions of the Radiation Protection Rules (RPR)-2004 enforced by the Atomic Energy Regulatory Board (AERB), Government of India with the following responsibilities:

- o Evaluation and optimization of Radiation treatment planning for cancer patients undergoing radiation therapy.
- o Performing radiation dosimetry, periodic calibrations, quality assurance (QA) testing traceable to national standards laboratory and maintenance of all the radiotherapeutic and radio-diagnostic equipments / machines.
- o Observing radiation safety for the radiation workers, staff members, patients and public in the Departments of Radiation Oncology, Radiodiagnosis, Nuclear Medicine and Medical Physics.
- o Participating in various research and developmental activities of the centre.
- o Facility design and Planning for commissioning of new radiation installations and decommissioning of old installations in accordance with the requirements of the installation that meets the regulatory stipulations of radiation protection and safety.

AHPGIC ANNUAL REPORT • 2022 - 23

- o Preparations of specifications for treatment and dosimetric equipmen
- o Measurement, analysis and tabulation of beam data for clinical use.
- o Acceptance testing, commissioning and quality assurance (including calibration) of radiation facilities.
- o Development of Q A protocols and procedures in radiation therapy regarding delivery of radiation treatment, radiation safety and control and regulatory supervision of radiation therapy equipment servicing and maintenance of records.
- o Teaching Radiation Physics to the PG students for MD (Radiation Oncology) degree and the DMRT (Dip. in Medical Radiation Technology) students of SCB Medical College, Cuttack.
- o Internship for M.Sc. Medical Physics students.

Professor & Head

Dr. Pradeep Kumar Hota, Ph.D., Dip.RP

Assistant Professor

Sri Rajendra Meher (RSO), M.Phil,Dip.RP

Sri Himansu Sekhar Bhuyan, M.Sc.,Dip.RP

Sri Prasanta Kumar Moharana, M.Sc., Dip. RP

Ms. Itishree Priyadarshini, M.Sc., Dip

Details of work done		Number
Bhabhatron		1677
Theratron		73
Teletherapy		1750
Synergy	CRT	0
	3DCRT	40
	IMRT	317
	VMRT	375
ELECRON		12
TOTAL		744
Compact	CRT	10
	3DCRT	1119
	TOTAL	1129
Megavoltage Therapy		1873
GMPlus	Single Channel	884
	Triple Channel	375
Bravos		346
HDR Brachytherapy		1605

PATHOLOGY

The Department of Pathology acts as the gateway to the cancer centre. Its role on the diagnosis of cancer, subjects the patients to various treatment modalities and follow-up. It has several sections like Histopathology, IHC, Cytology, Hematology, Clinical Pathology, Biochemical Pathology and Microbiology. Besides the hospital laboratory services its staff participate in various Cancer Detection Camps.

This department is facilitated with the studies of Cytology, Histology, Biochemical, Hematology, Clinical pathology, Microbiology, Bone marrow basing on Standard treatment protocols.

Twenty students take admission every year for DMLT course. Life Science and Biotechnology Students of different Universities are being trained in the department as project fellows.

Four batches of three days State level training for Pathologists, Surgery specialists & Laboratory technicians of DHH on screening of cervical cancer were undertaken.

Professor & Head

Dr. Sagarika Samantaray, MD (Path.)

Associate Professor

Dr. Sasmita Panda, MD (Path)

Assistant Professor

Dr. Kusumbati Besra,MD (Path.)

Dr. Mamita Nayak, MD (Path.)

Dr. Krushna Chandra Pani, MD (Path.)

Dr. Snigdha Rani Nahak, MD (Path.)

Dr. Biswajit Pradhan, MD (Biochemistry)

Dr. Snigdharani Choudhury, MD (Microbiology)

Senior Resident

Dr. Chetana Pradhan, MD

Dr. Sucharita Barik, MD

Details of work done		Number
Cytology	Cases	5489
	Slides	14176
Histology	Cases	10700
	Slides	77793
Hematology	Cases	56387
	Investigations	239899
Biochemistry	Cases	56834
	Investigations	455225
Immuno Histo Chemistry	Cases	3178
	Markers	13561

AHPGIC ANNUAL REPORT • 2022 - 23

RADIODIAGNOSIS

The department has been functioning since the inception of this institute. The patient services are carried out through radiological and ultrasound imaging. The Mammography machine has been installed in August 2018 for early detection of Breast Cancer.

Post Graduate students of AHPGIC are being trained on Radiology for cancer patients by faculties of the department.

Head of the Department (I/C)

Dr. Bhagyalaxmi Nayak,
Professor, Gynecologic Oncology

Assistant Professor

Dr. Suwendu Kumar Mohapatra, MD

Senior Resident

Dr. Anshuman Tripathy, MD
Dr. Shibangi Patnaik, MD

Details of Work Done	Number
Ultrasonogram	8375
X-Ray	8371
Mammography	1383
Guided Procedure	798
CT-Review	232
CT Scan (PPP)	16314
MRI (PPP)	6353
PET CT Scan (PPP)	2078

RADIATION ONCOLOGY

This department treats about 200 patients daily using telecobalt therapy and HDR brachytherapy. About 65% of all cancer patients attending this institute avail radiation therapy during their course of treatment. External Beam therapy is delivered by one telecobalt units (Theratron-780C) from 8:00 AM to late night in three shifts on all working days. Multiple-fields, wedge, block and tangential fields at 80cm SSD are practiced as required. Now the department is well equipped with Linear Accelerator and CT Simulator. More than thousand patients were treated successfully with most sophisticated treatment modalities like VMAT and IMRT. PG - studies in radiotherapy leading to MD (RT) is available in this institute since 1973. Six PG students take admission every year for their MD degree. Post graduate seminars are organized twice a month.

Professor & Head

Dr. Niharika Panda, MD

Professor

Dr. Surendra Nath Senapati, MD

Associate Professor

Dr. Sanjukta Padhi, MD

Dr. Lucy Pattanayak, MD

Assistant Professor

Dr. Tapan Kumar Sahoo, MD

Dr. Durga Prasad Sahoo, MD

Dr. Sailendra Narayan Parida, MD

Dr. Sulagna Mohanty, MD

Senior Resident

Dr. Sugyan Nandan Mohanty, MD

Dr. Bijayalaxmi Pradhan, MD

Dr. Priyambat Dash, MD

Dr. Dharitri Dash, MD

Dr. Rajesh Ku. Saipatel, MD

Dr. Abhinash Ch. Patra, MD

Dr. Abhipsha Dash, MD

Dr. Suchitra Samal, MD

Dr. Kali Prasad Rath, MD

Dr. Rahul Pradip Patil, MD

Details of Work Done	Number		
	New	Follow up	Total
OPD	2449	39166	41615
Admission	New	Follow up	Total
Head And Neck	756	2715	3471
Breast	359	1667	2026
Gynecological	393	1535	1928
Lungs	81	486	567
Hematological	102	199	301
Upper Gi	70	374	444
Lower Gi	159	517	676
Bone & Soft Tissue	66	366	432
Male Gu System	74	520	594
Cns Tumors	105	273	378
Hepato-Pancreatico-Biliary	89	459	548
Others	159	278	437
Total	2413	9389	11802
RT Planning-LA	CT SIM	LA-1	LA-II
	2470	1129	744
Brachytherapy (Fractions delivered)	GMPlus	Bravos	Total
	1259	346	1605
RT Planning-EBRT	B- II	T-780C	Total
	1677	73	1750
Academic	PG Classes, PG Seminars & Case Presentations		

SURGICAL ONCOLOGY

Surgical oncology is one of the important departments of the cancer centre. Usually all the new patients coming to the center are first seen in the Surgical Oncology OPD and after getting the tissue or cytological diagnosis and evaluation for operability both clinically and radiologically, those patients are taken for surgical admission and operations. Inoperable cases detected either clinically or radiologically are referred for other modality of treatments like chemotherapy and or radiotherapy.

Modified radical mastectomy, Breast conservation surgeries, radical gastric resections, Abdomino Perineal Resection of rectal cancers are few of those surgeries being done routinely. Radical as well as conservative surgeries for cancer penis are also done frequently. Many a times palliative and bypass surgeries are being done to alleviate pain and agony, Oesophago-gastrectomy, Whipples procedures are been done less frequently. Wide local excision of soft tissue cancers are also being done in routine basis along with reconstructive procedures.

Post -graduate students from the department of Surgery, SCB Medical College, Cuttack are undertaking training on rotation. Surgeons from peripheral health services are also undergoing re-orientation training in surgical technique on rotation basis. The departmental seminar is being conducted regularly. The faculties have also delivered many guest lecturers, presented papers in conferences and taken part in various symposia and workshops. Faculties regularly take part in early cancer detection and educational programs joining the cancer control camps and various awareness programs. M.Ch. in Surgical Oncology is continuing from 2017.

Two batches of three days State level training and one batch of one day training for Surgery specialists of DHH on screening of Breast cancer were undertaken.

Professor & Head

Dr. Swodeep Mohanty, MS

Associate Professor

Dr. Kunal Goutam, MS

Dr. Subrat Kumar Samantra, MS

Assistant Professor

Dr. Bharat Bhusan Satpathy, MS

Deployed Oncologist

Dr. Jeevan Jyoti Mishra, M.Ch. (Urology)

Dr. Mohanlal Khadia, MS

Senior Resident

Dr. Ashoka Tiadi, MS

M.Ch.

Dr. B. Suraga, MS

Dr. Jyotsana Goyal, MS

Dr. Nitya Nutan Misra, MS

Dr. Tushar Kanta Sahoo, MS

Dr. Harihar Sudhan G, MS

Dr. Prasanjit Pattanayak,MS

Details of Work Done			Number
OPD	New	Follow Up	Total
	7733	13308	21041
Admission	New	Follow Up	Total
	878	403	1281
Endoscopy			577
Colonoscopy			91
Biopsy	Punch		314
	Core Needle		723
	Total		1037
Surgical Procedures	Minor		351
	Major		1059
	Emergency		43
	Total		1453

DENTISTRY

Oral cancer is one of the common cancers in our country, which is attributed mainly to different forms of tobacco consumption, poor oral and dental hygiene. The dental department serves the patients by way of diagnosis, oral health education, dental consultation and treatment.

Asst. Dental Surgeon: Dr. Namrata Panda, BDS

Details of Work Done	Number
OPD (New & Follow up)	1427
Referred Head & Neck Cancer Cases	531
Complete dental evaluation & Mngmt.	80
Dental Procedures	217
Pre Cancerous Management	152
Oral inflammation/Ulceration Mngmt.	531
Misc.	146

EMERGENCY SERVICES

It is the most sensitive and challenging clinical zone in the tertiary care centre which receives patients from all over the state, both old and new cases for immediate management.

Unit In-Charge

Dr. Kunal Goutam, Assoc. Prof., Surgical Oncology

Dr. Sailendra Narayan Parida, Asst. Prof., Rad. Onco.

Junior Residents

Four MBBS Doctors on contractual basis

Details of work done	Year	Number
Consultation & Admission	2022 - 23	11530
	2021 - 22	7892
	2020 - 21	3990
	2019 -20	4515

ACADEMIC ACTIVITIES

INSTITUTIONAL ETHICS COMMITTEE, AHPGIC

(Regd. No. ECR/297/Inst/OR/2013 under Drugs and Cosmetics Rule 1945 and
NECRBHR of Department of Health Research, Govt. of India)

Sl. No.	Name of Member	Qualification	Role in IEC
1	Dr. Asoka Kumar Das	Ph.D. (Physics)	Chairman
2	Dr. Manoranjan Mahapatra	M.D.,(Gynecology)	Member Secretary
3	Prof. Kailash Chandra Mohapatra	M.S. (Surgery)	Clinician
4	Dr. Sanghamitra Pati	M.D., M.PH.	Clinician
5	Dr. Kaushik Mishra	M.D. (SPM)	Clinician
6	Dr. Kali Prasad Pattnaik	M.D. (Pharmacology)	Basic Medical Scientist
7	Mrs. Mrinalini Padhi	M.A., LL.B.	Lay Person
8	Sri Manoj Kumar Mishra	LL.B.	Legal Expert
9	Dr. Narmada Kumari Parida	Ph.D. (Philosophy)	Social Scientist

APPROVED PROPOSALS

Study Title	Principal Investigator	Date of Approval
1. Patterns of recurrence and clinical outcome of patients with stage IIIC to stage IV epithelial ovarian cancer after primary debulking surgery plus chemotherapy or neoadjuvant chemotherapy followed by interval debulking surgery - An Indian cancer institute prospective study	Dr. Arunashis Mallick, M.Ch., Guide:Dr. Bhagyalaxmi Nayak, Professor, Department of Gynaecological Oncology	10.01.2023
2. Study on feasibility of conization as a treatment of choice in early stage cervical cancer(1a2 & 1b1): A prospective study	Dr. Tusar Mahapatra M.Ch., Guide: Dr. Jita Parija, Professor, Department of Gynaecological Oncology	10.01.2023
3. Evaluation of negative surgical margin of oral squamous cell carcinoma using immunohistochemical markers and its clinic pathological correlation	Dr. Nitya Nutan Misra, M.Ch., Guide: Dr. Kunal Goutam, Assoc. Professor, Department of SurgicalOncology	10.01.2023
4. Infrapyloric and Gastroepiploic Lymph node (IGLN) dissection for right sided colon cancers: A Prospective Study	Dr. Tusharkanti Sahoo, M.Ch., Guide: Dr. Swodeep Mohanty, Professor, Department of Surgical Oncology	10.01.2023
5. Evaluation of clinical outcomes and toxicity in patients undergoing re-irradiation in Head and Neck cancers	Dr. Sourav Chatterjee, PG, Guide: Dr. Surendra Nath Senapati, Professor, Department of Radiation Oncology	10.01.2023
6. Pathological response evaluation in locally advanced rectal cancer patients treated with short course radiotherapy followed by chemotherapy- A prospective observational study	Dr. Smita Priyadarshinee, PG, Guide: Dr. Surendra Nath Senapati, Professor, Department of Radiation Oncology	10.01.2023

AHPGIC ANNUAL REPORT • 2022 - 23

7. Assessment of contralateral breast dose in patients of carcinoma breast treated with hypofractionated RT after breast conservation surgery	Dr. Indranee Swain, PG, Guide: Dr. Niharika Panda, Professor, Department of Radiation Oncology	10.01.2023
8. Prospective study on factors influencing the onset and severity of radiation induced esophagitis in patients of breast cancer receiving supraclavicular nodal irradiation	Dr. Rohit Kumar Naik PG, Guide: Dr. Niharika Panda, Professor, Department of Radiation Oncology	10.01.2023
9. A prospective study to correlate the dose volume parameters of lacrimal gland with development of dry eye syndrome in patients of brain gliomas undergoing conformal radiation therapy	Dr. R. Shankar, PG, Guide: Dr. Sanjukta Padhi, Assoc. Professor, Department of Radiation Oncology	10.01.2023
10. Concurrent capecitabine with external beam radiotherapy versus radiotherapy alone in painful bone metastasis of breast cancer Origin	Dr. Manoranjan Meher, PG, Guide: Dr. Lucy Pattanayak, Assoc. Professor, Department of Radiation Oncology	10.01.2023
11. Comparative evaluation of fluoride varnish versus fluoride varnish with CPP-ACP to control the radiation caries among irradiated head & neck cancer patients – An one year randomised controlled trial	Dr. Hitesh Kumar Sahoo, PG, Dept. of Public Health Dentistry, S.C.B. Dental College & Hospital, Co-Guide: Dr. Lucy Pattanayak, Dept. Of Radiation Oncology	10.01.2023
12. Lymph node ratio in primary malignancy and its correlation with clinicopathological parameters: A retrospective analysis	Bhatruhari Behera, M. Sc. Applied Microbiology, Utkal University, Guide: Dr. Lucy Pattanayak, Dept. Of Radiation Oncology	10.01.2023
13. Neutrophil to lymphocyte ratio as a factor predicting radiotherapy induced oral mucositis in head and neck cancer patients treated with radiotherapy	Rashmi Prava Behera, M.Sc. Applied Microbiology, Utkal University, Guide: Dr. Lucy Pattanayak, Dept. Of Radiation Oncology	10.01.2023
14. Effectiveness of transverse abdominis block for postoperative analgesia in gynecological oncology surgery: A Prospective RCT	Dr. Aratiprava Sahu, Asst. Professor, Department of Anesthesiology	10.01.2023
15. Airway management particles and complications of intubation in Indian ICUs (Impact), A prospective multicenter cohort study in Indian ICUs	Dr. Sunita Misha, Asst. Professor, Department of Anesthesiology	10.01.2023
16. Adverse events during artificial airway management in Indian ICUs (Detriment)- A prospective multicenter cohort study in Indian ICUs	Dr. Sunita Misha, Asst. Professor, Department of Anesthesiology,	10.01.2023
17. A prospective study of transvaginal trucut biopsy in locally advanced carcinoma ovary in low resource setting	Dr. Manoranjan Mahapatra, Assoc. Professor, Department of Gynecologic Oncology	10.01.2023
18. A prospective study on pipelle endometrial sampling versus hysteroscopic endometrial biopsy in patients with abnormal uterine bleeding	Dr. Manoranjan Mahapatra, Assoc. Professor, Department of Gynecologic Oncology	10.01.2023

AHPGIC ANNUAL REPORT • 2022 - 23

19. Assessment of ovarian functional status following different types of chemotherapy in young females-A clinico biochemical prospective study	Dr. Manoranjan Mahapatra, Assoc. Professor, Department of Gynecologic Oncology, AHPGIC	10.01.2023
20 . Lymphedema following retroperitoneal lymphadenectomy in gynecological oncology surgery – A longitudinal study	Dr. Manoranjan Mahapatra, Assoc. Professor, Department of Gynecologic Oncology	10.01.2023
21. Opportunistic screening for the detection of cervical preinvasive and invasive conditions at a tertiary care center- A prospective observational study	Dr. Manoranjan Mahapatra, Assoc. Professor, Department of Gynecologic Oncology	10.01.2023
22. Study on POD retrieval of specimen during gynaecological laparoscopy surgery	Dr. Manoranjan Mahapatra, Assoc. Professor, Department of Gynecologic Oncology	10.01.2023
23. Feasibility assessment of smart scope® aided screening and triaging at PHC level using existing setup: A multicentric study	Dr. Bhagyalaxmi Nayak, Professor, Department of Gynaecological Oncology	10.01.2023
24. Lymph node metastasis in early stage ovarian cancer: difference between serous and non-serous primary tumors	Dr. Asok Kumar Padhy, Asst. Professor, Department of Gynaecological Oncology	10.01.2023
25. A randomised controlled trial for the number of neoadjuvant chemotherapy cycles in newly diagnosed advanced epithelial ovarian cancer	Dr. Asok Kumar Padhy, Asst. Professor, Department of Gynaecological Oncology	10.01.2023
26. Functional outcomes following surgery for soft tissue sarcoma around scapula- A retrospective study	Dr. Suraga Belakawadi, M.Ch., Co-PI: Dr. Kunal Goutam, Assoc. Professor, Department of Surgical Oncology	10.01.2023
27. Retrospective study comparing perioperative outcomes following D2-lymphadenectomy in patients undergoing surgery for gastric cancer from a tertiary cancer center in Odisha	Dr. Suraga Belakawadi, M.Ch., Department of Surgical Oncology, AHPGIC, Co-PI: Prof. Padmalaya Devi, Dean & Principal	10.01.2023
28. Study of comparison of MRI with surgical and pathological features in carcinoma rectum patients	Dr. Jyotsana Goyal, M.Ch., Department of Surgical Oncology, AHPGIC Co-PI: Dr. Kusumbati Besra, Asst. Professor, Department of Pathology	10.01.2023
29. A comparative study of QOL with oral metronomic chemotherapy versus intravenous cytotoxic chemotherapy in head and neck cancer	Dr. Sanjukta Padhi, Assoc. Professor, Department of Radiation Oncology	10.01.2023
30. Hypofractionated breast radiotherapy for 1 week versus 3 weeks (fast-forward): efficacy and late normal tissue effects	Dr. Lucy Pattanayak, Assoc. Professor, Department of Radiation Oncology	10.01.2023
31. A prospective randomised comparative study on response evaluation in patients of locally advanced carcinoma rectum undergoing neoadjuvant short course radiotherapy followed by chemotherapy versus long course chemoradiation	Dr. Niharika Panda, Professor, Department of Radiation Oncology	10.01.2023

AHPGIC ANNUAL REPORT • 2022 - 23

32. Evaluation of dosimetric parameters predictive of AC Gastrointestinal toxicity in patients with anal carcinoma treated with concurrent chemoradiation and intensity modulated radiotherapy technique	Dr. Niharika Panda, Professor, Department of Radiation Oncology	10.01.2023
33. A retrospective analysis of the role of hypofractionated radiotherapy in the survival and loco regional control of post mastectomy breast carcinoma patients	Dr. Niharika Panda, Professor, Department of Radiation Oncology	10.01.2023
34. A comparison of the effect of radical chemoradiotherapy in head and neck cancers between conventional and conformal technique	Dr. Niharika Panda, Professor, Department of Radiation Oncology	10.01.2023
35. Role of neoadjuvant chemotherapy followed by concurrent chemoradiation versus chemoradiation alone in locally advanced carcinoma cervix: A prospective observational study	Dr. Surendra Nath Senapati, Professor, Department of Radiation Oncology	10.01.2023
36. Factors predicting the loco regional failure and distant metastasis in patients of head and neck cancers: An AHPGIC Experience	Dr. Dipti Rani Samanta, Professor, Department of Medical Oncology	10.01.2023
37. Metronomic therapy in residual/recurrent head and neck cancer: An AHPGIC experience	Dr. Dipti Rani Samanta, Professor, Department of Medical Oncology	10.01.2023
38. Factors predicting loco regional failure and distant metastasis in carcinoma of cervix	Dr. Dipti Rani Samanta, Professor, Department of Medical Oncology	10.01.2023
39. Neoadjuvant chemotherapy in oral cavity cancers: A tertiary cancer hospital analysis	Dr. Lal Mohan Soy, Asst. Professor, Department of Medical Oncology	10.01.2023
40. Mismatch Repair (MMR) deficient endometrial carcinomas, p53 aberrant endometrial carcinomas and its correlation with clinicopathological features: A study from a tertiary cancer centre of eastern India	Dr. Mamita Nayak, Asst. Professor, Department of Pathology	10.01.2023
41. Study of histomorphological factors in resected colon cancer and outcome	Dr. Snehasis Pradhan, Ex-M.Ch., Department of surgical Oncology, Co-PI: Dr. Krushna Chandra Pani, Asst. Professor, Department of Pathology	10.01.2023
42. Palliative care needs and quality of life assessment among head and neck cancer patients receiving palliative care: A cross sectional survey at tertiary cancer centre	Dr. Sri Priya Narayan, SR, Dept. of Public Health Dentistry, S.C.B. Dental College & Hospital, Co-PI: Dr. Sumita Mohanty, Professor, Department of Anesthesiology & In charge of Pain and Palliative unit	10.01.2023
43. Clinical testing of smart phone based fluorescence, spectroscopic device for early cervical cancer diagnosis	Dr. Kirtirekha Mohapatra, Professor, Obstetrics and Gynaecology, SCB Medical College & Hospital, Co-PI: Dr. Asok Kumar Padhy, Asst. Professor, Department of Gynaecological Oncology, AHPGIC.	10.01.2023

INSTITUTIONAL REVIEW BOARD

Members:

1. Director
2. Dean & Principal
3. Medical Superintendent
4. Heads of all Departments
5. Epidemiologist/Biostatistician (Invited)
6. Dr. Ashok Kumar Padhy (Convener)

HOSPITAL BASED CANCER REGISTRY & PATTERNS OF CARE & SURVIVAL STUDIES IN CANCER CERVIX, CANCER BREAST & HEAD & NECK CANCERS UNDER THE NATIONAL CANCER REGISTRY PROGRAMME (HBCR-POCSS):

Dr. P. C. Pathy, Professor
Head & Neck Oncology, Principal Investigator

Dr. A. Hota, Asst. Professor
Head & Neck Oncology,
Co-Principal Investigator

Dr. A. K. Padhy, Asst. Professor,
Gynaecologic Oncology,
Co-Principal Investigator

Dr. B. B. Satapathy, Asst. Professor,
Surgical Oncology, Co-Principal Investigator

Dr. K. Besra, Asst. Professor,
Onco Pathology, Co-Principal Investigator

Dr. D. P. Sahu, Asst. Professor,
Radiation Oncology, Co-Principal Investigator

The broad and overall objectives of a Hospital Based Cancer Registry vis-à-vis the present HBCR-POCSS are outlined below:

1. Assess Patient Care
2. Participate in Clinical Research to Evaluate Therapy
3. Provide an idea of the patterns of cancer in the area
4. Help plan hospital facilities
5. Contribute to active follow-up of the cancer patient
6. Describe length and quality of survival in relation to anatomical site, clinical stage and aspects of types of treatment
7. Contribute to the Population Based Cancer Registries (PBCRs) in the given area
8. Undertake epidemiological research through short-term case control studies
9. Show time trends in proportion of early to late stages at the time of diagnosis
10. Help assess quality of hospital care and cancer services in covered area

Staff:

One Research Scientist-Medical (Temporary)
Four Social Workers (Temporary)
Three Data Entry Operators (Temporary)
One Statistician (Vacant)

NATIONAL CANCER GRID

Out of 278 members, AHPGIC has been a member of NCG. The NCG was created to form a union of cancer centres in the country which could provide uniform and high standards of cancer care, follow uniform evidence based guidelines for management of patients, develop human resource adequately trained to fulfill the cancer healthcare needs of the entire nation and conduct collaborative clinical research of a high standard. AHPGIC works in close collaboration with NCG in various segments.

The union would to ensure provision of same quality of care to patients from any part of the country, without having to travel long distances and regardless of their ability to pay for treatment achieved by following the same evidence-based management guidelines, which are implementable in all cancer centres.

Aims and Objectives

1. Evolve and implement uniform standard of cancer care across India
2. Offer the state of art services for those afflicted by cancer.
3. Create Human Resources to tackle the rising need of cancer care.
4. Gauge the magnitude trend and type of national cancer problem through registry and run appropriate epidemiological intervention studies to prevent cancer.
5. Direct cancer research in clinic and laboratory to offer cost effective solution to cancer in India.

CENTRAL LIBRARY

The Central Library is functioning from 23.06.2018. At present the Central Library has its e-library segment functioning in collaboration with National Cancer Grid. It has 647 books, 98 International & National Journals and 10 thesis collections. Under E-library there are 84 e-books and 107 e-journals can be accessed provided by Clinical Key and Ovid. Subject-wise alphabetical cataloguing system is being used.

Doctor-In-Charge

Dr. Rekha Das, Professor, Anesthesiology

RESEARCH CELL

Clinical Trial :

A global, multicenter, three arms, open-label randomized study to evaluate the efficacy and safety of Nanosomal Docetaxel Lipid Suspension compared to Taxotere® (Docetaxel Injection Concentrate) in triple-negative breast cancer patients with locally advanced or metastatic breast cancer after failure to prior chemotherapy.

Principal Investigator :

Dr. Prasanta Kumar Parida, Assoc. Professor.
Dept. of Medical Oncology

Doctor-In-Charge

Dr. Bhagyalaxmi Nayak,
Professor, Gynecologic Oncology

Dr. Durga Prasad Sahoo,
Asst. Professor, Radiation Oncology

INSTRUMENT LIST

Sl. No.	Instrument Name
1.	Deep Freezer (-80)
2.	Normal Fridge (with -20)
3.	Normal Fridge
4.	Normal Centrifuge Machine
5.	BP Apparatus
6.	Thermometer
7.	Thermohygrometer
8.	Data Logger
9.	Height Scale
10.	Weighing Machine
11.	Computer
12.	Printer

TRAININGS & WORKSHOPS

1. Two batches of three days State level training for O&G specialists of DHH on colposcopy, biopsy and thermocoagulation for screening of cervical cancer were undertaken on 18.01.2023 - 20.01.2023 and 08.02.2023 - 10.02.2023.
2. Two batches of three days State level training and one batch of one day training for Surgery specialists of DHH on screening of Breast cancer were undertaken on 11.01.2023-13.01.2023, 01.02.2023-03.02.2023 and 21.01.2023.
3. Four batches of three days State level training for Pathologists, Surgery specialists & Laboratory technicians of DHH on screening of cervical cancer were undertaken on 27.02.2023 - 01.03.2023, 02.03.2023-04.03.2023, 13.03.2023-15.03.2023 and 16.03.2023-18.03.2023.
4. State level “World Cancer Day” was observed at AHPGIC on 04.02.2023 for in collaboration with State NCD Cell & SIHFW Odisha.
5. Live workshop on Handling Difficult Communication with Patients and their Families was organized by Dr. Nagesh Simha, Medical Director Karunashraya, Bengaluru on 10.11.2022.
6. World Hospice & Palliative Care Day was observed on 08.10.2022.
7. Comprehensive Oncology Training Programme for Nursing Officers was organized at AHPGIC from 13.03.2023-24.03.2023.
8. Guest Lecture by Ms. Gilly Burn, Palliative Care Nurse UK and founder Director of Cancer Relief India was organized on 21.02.2023 at AHPGIC.



LIST OF MAJOR EQUIPMENTS AS ON 31.03.2023

Sl. No.	Name of Equipment	Dept.	Qty	Dt. of Purchase	Unit Price
<u>PATHOLOGY</u>					
1	Semi Auto Analyzer	Pathology	1	08.12.2006	Rs.163800.00
2	Cell Counter	Pathology	1	11.11.2013	Rs.1416381.00
3	Automatic Tissue Processor	Pathology	4	24.12.2014 28.07.2020 22.08.2022	Rs. 6,15,000.00 Rs. 13,32,220.00 Rs. 11,20,000.00
4	Rotary Microtome	Pathology	1	31.07.2015	Supplied by OSMCL
5	Semi Automatic Rotary Microtome	Pathology	2	28.07.2020	Rs. 9,88,840.00
6	BOD Incubator	Pathology	1	13.02.2018	Rs.100300.00
7	DLPC Projector	Pathology	1	27.04.2018	Rs.119347.00
8	Binocular Microscope	Pathology	8	3.11.2018	Rs.22302.00
9	Electrolyte Analyzer	Pathology	1	3.11.2018	Rs.82600.00
10	Hot Air Oven	Pathology	5	21.08.2018 24.01.2022	Rs.71853.00 Rs.22,855.93
11	Coagulation Analyzer	Pathology	2	20.07.2018	Rs.1,99,420.00
12	Cleaver Scientific Horizontal Electrophoresis System	Pathology	1	01.06.2020	Rs. 64,890.00
13	Deep Freezer (-40 ⁰)	Pathology	2	10.01.2020	Rs.2,53,700.00
14	Deep Freezer (-80 ⁰)	Pathology	1	16.03.2020	Rs.4,67,415.00
15	Cyto Centrifuge	Pathology	1	13.01.2020	Rs.7,96,500.00
16	Multi Headed Microscope with Photographic attachment	Pathology	1	20.01.2020	Rs.7,15,080.00
17	Blue Star Lab Refrezirator	Pathology	2	16.07.2020	Rs.1,05,138.00
18	Cryostat Microtome	Pathology	1	28.07.2020	Rs. 16,37,840.00
19	Fume Hood	Pathology	1	10.07.2020	Rs. 1,74,800.00
20	Automatic Heamatology Analyser (5 Parts)	Pathology	2	23.05.2021	Rs. 16,16,949.00
21	Biological Safety cabinet	Pathology	1	24.01.2022	Rs. 1,80,806.77
22	Digital Colorimeter	Pathology	1	24.01.2022	Rs. 96,065.10
23	Vertical Autoclave	Pathology	1	24.01.2022	Rs. 92,449.99
24	Gel Documentation System	Pathology	1	24.01.2022	Rs. 28,07,615.25
25	Micropipette	Pathology	10	24.01.2022	Rs. 1,84,111.86
26	Laboratory Analytical Balance	Pathology	1	24.01.2022	Rs. 1,19,748.52
27	Vertical Gel Electrophoresis	Pathology	1	24.01.2022	Rs. 8,86,686.44
28	Research Micro-oven	Pathology	1	24.01.2022	Rs. 3,34,401.69
29	Digital PH Meter	Pathology	4	24.01.2022	Rs. 96,884.76
30	Vortex	Pathology	1	24.01.2022	Rs. 21,730.59
31	Fully Automated Slide Stainer	Pathology	2	22.08.2022	Rs. 40,90,000.00
32	Slide Storage Cabinet	Pathology	10	29.03.2023	Rs. 17,50,000.00
33	Block Storage Cabinet	Pathology	10	29.03.2023	Rs. 24,90,000.00

AHPGIC ANNUAL REPORT • 2022 - 23

34	Water Purification System	Pathology	01	29.03.2023	Rs.1,38,000.00
35	Magnetic Stirrer	Pathology	01	29.03.2023	Rs. 56,900.00
36	Slide Warmer	Pathology	01	29.03.2023	Rs. 58,000.00
37	Specimen Storage Cabinet	Pathology	10	29.03.2023	Rs. 14,25,000.00
38	LBC Smear Preparation Instrument	Pathology	01	29.03.2023	Rs.19,50,000.00

OPERATION THEATRE

39	Suction Irrigation Pump	O.T	1	24.06.2014	Rs.557099.61
40	OT Light Stand Model	O.T	2	24.08.2013	Rs.596952.38
41	OT Light Ceiling LED & Double Dome HD Camera	O.T	2	24.08.2013	Rs.790380.95
			1	02.11.2022	Free Supply
42	OT Table	O.T	3	15.07.2013	Rs.296152.38
43	Micro Laryngeal Forceps	O.T	1	15.07.2013	Rs.107377.00
44	Surgical Diathermy MEMB	O.T	2	22.06.2013	Rs.3,88,571.00
45	Surgical Diathermy Cautry	O.T	6	07.08.2018	
				25.02.2021	Rs.2,85,600.00
				12.03.2021	
46	Ultra Scission Scalpel	O.T	1	20.08.2013	Rs.1270197.00
47	Electrical Saw with Accessories	O.T	1	03.03.2014	Rs.1423137.00
48	Laparoscopy Surgery & Hysteroscopy Set	O.T	1	24.05.2014	Rs.5381654.06
49	Vessel Sealing Unit	O.T	1	12.07.2013	Rs.1131714.48
50	Set of Micro Laryngeal Forcep	O.T	1	15.07.2013	Rs.107377.36
51	Laparoscopic Surgery	O.T	1	03.06.2014	Rs.5381654.06
52	Small Instrument	O.T	1	15.07.2013	Rs.579822.94
53	Central Sterilizer	O.T	1	09.05.2014	Rs.2180000.00
54	Defibrillator	OT	2	25.03.2019	Rs.396480.00
55	Shadow less Lamp	OT	2	11.02.2019	Rs.716800.00
				24.10.2019	
56	Multipara Basic Monitor (7 Para)	OT	4	12.02.2019	Rs.3,21,832.00
57	Surgical Operating Microscope	OT	1	03.12.2019	Rs.75,52,000.00
			set		

RADIATION ONCOLOGY

58	TH 780C Tele Cobalt	Radiation Oncology	1	01.03.1997	S 524860, Rs.12474772.00
59	HDR Brachy therapy GM+	Radiation Oncology	1	20.04.2001	DM250600, Rs.5884088.00
60	Bravos Brachy therapy HDR After loading	Radiation Oncology	1	23.03.2022	\$ 3,50,000.00
			set		
61	Spiral CT Simulator	Radiation Oncology	1	19.05.2015	Rs.58623099.00
62	High Energy LINAC	Radiation Oncology	1	21.12.2015	Rs.182294361.00
63	Low Energy LINAC	Radiation Oncology	1	02.12.2015	Rs.55724000.00
64	Bhabhatron – II Co-60 Unit	Radiation Oncology	1	02.03.2010	Rs.1022756.00
65	Gamma laser System	Radiation Oncology	1	10.08.2008	Rs.367000.00
66	Brachytherapy Dosimetry System	Radiation Oncology	1	14.11.2017	Rs.1136800.00
67	C –arm	Radiation Oncology	2	10.05.2018	Rs.16,21,887.20
				18.06.2020	

AHPGIC ANNUAL REPORT • 2022 - 23

OPD

68	Digital Video Colposcope	OPD	1	04.01.2014	Rs.255000.00
69	Dental Chair	OPD	1	8.03.2019	Rs.3,44,960.00
70	Video Oropharyngo Scope with Accessories	OPD	1	13.01.2020 On donation	Rs. 11,50,000.00
71	Routine Surgical Instruments	OPD	79	28.12.2020	Rs. 1,27,37,659.00

ANESTHESIOLOGY

72	Boyles Apparatus	Anesthesiology	1	28.06.2006	Rs.744900.00
73	Pulse Oxymeter	Anesthesiology	1	07.10.2006	Rs.337000.00
74	ECG Monitor	Anesthesiology	1	09.10.2006	Rs.346000.00
75	Multi-Para Monitor	Anesthesiology	1	14.01.2014	Rs.229000.00
76	Anaesthesia Machine with Vaporiser	Anesthesiology	3	15.01.2014	Rs.1235520.00
77	Anaesthesia Machine with CO ₂ Absorber + Accessories	Anesthesiology	3	22.03.2019 30.12.2020 10.02.2023	Rs.8,16,480.00 Rs.8,16,480.00 Rs.24,49,440.00
78	Intubation Adult Bronchoscope	Anesthesiology	1	25.01.2017	Rs.1585110.00
79	Mannequin with Simulation	Anesthesiology	1	12.03.2020	Rs. 7,97,562.00

RADIO DIAGNOSIS

80	High End Digital Color Doppler	Radio Diagnosis	1	12.11.2013	Rs.1514240.00
81	Digital 1000 MA X-ray Machine	Radio Diagnosis	1	13.01.2017	Rs.6108737.00
82	100 MA Portable X-ray Machine	Radio Diagnosis	2	19.03.2019	Rs.264797.00
83	CR System with Dry Pix	Radio Diagnosis	1	01.09.2018	Rs.1342043.00
84	Mammography (Donation)	Radio Diagnosis	1	31.07.2018	Rs. 1,75,00,000.00

ICU

85	Monitors	ICU	11	24.09.2014	Rs.818160.00
86	Syringe Infusion Pump	Central ICU LINAC	07	30.05.2023	Free supply by OSMCL
87	Multi Para Monitor	I.C.U	1	15.01.2014	Rs.240450.00
88	Ventilator	OT	1	07.01.2013	Rs.1,35,000.00
		I.C.U	11	03.09.2014	Rs.14,63,319.52
		CICU	20	30.04.2022	Rs.3,17,00,000.00
89	Blood Gas Analyzer	I.C.U	2	11.04.2014	Rs.345450.00
90	Fully Motorized ICU Bed	I.C.U	11	18.04.2014	Rs.174562.00
91	Crash Cart	I.C.U	21	18.04.2014	Rs.28906.50
92	Patient Warming Device	I.C.U	11	02.09.2014	Rs.177450.00
93	Fiber Optic Bronchoscope	I.C.U	2	05.08.2014	Rs.892500.00
94	Non-Invasive Bipap	I.C.U	1	02.08.2014	Rs.147000.00

AHPGIC ANNUAL REPORT • 2022 - 23

95	ECG Machine – 12 Channel	I.C.U	5	14.03.2014	Rs.126000.00
				10.08.2021	Rs. 53,132.00
96	Central Station	I.C.U	1	10.07.2015	Rs.519800.00
97	ETO Sterilizer I Cartridge	I.C.U	1	22.04.2016	Rs.1040000.00
98	Transport Ventilator	I.C.U	1	19.11.2016	Rs.573000.00
99	Gas Pipeline System	I.C.U	1	03.03.2017	Rs.3211110.00 Rs.
		Annex Building	1	01.01.2022	54,79,024.20
100	Pneumatic Compressor Device	I.C.U	5	30.06.2017	Rs.158000.00
101	Defibrillator	I.C.U	3	02.06.2017	Rs.235000.00
102	Air Purifier System	I.C.U	3	23.06.2017	Rs.141500.00

GENERAL WARD

103	Suction Machine (Electrical)	General Ward	30	14.10.2019	Rs.15,970.00
			10	22.04.2022	Rs. 24,640.00
104	Multipara Basic Monitor (5 Para)	General Ward	50	21.12.2020	Rs.134509.00

**NEUTROPENIA
WARD**

105	Multipara Basic Monitor (5 Para)	Neutropenia Ward	13	14.07.2020	Supplied by OSMCL
106	Electrically Operated ICU Bed	Neutropenia Ward	12	22.04.2020	Rs. 1,92,3440.00

ENDOSCOPY ROOM

107	Video Gastro scope & Colonoscopy with Accessories	Endoscopy Room	1 set	18.01.2020	Rs. 20,15,780.00
				On donation	
108	Fibro-optic Bronchoscope	Endoscopy Room	1 set	27.10.2020	Rs. 32,28,223.00
109	Flexible Fibro-optic Video Bronchoscope	Endoscopy Room	1 set	15.01.2022	Rs. 27,02,370.00

DAY CARE UNIT

110	Multipara Basic Monitor (5 Para)	Day Care Unit	12	15.10.2018	Rs.134400.00
				29.06.2019	
				19.11.2019	
111	Monitors	Day Care Unit	10	21.01.2012	Rs.105600.00
112	PSA Oxygen Plant	Gas Plant	1 set	9.08.2021	Rs. 94,40,000.00



HUMAN RESOURCE

Director

Dr. Lalatendu Sarangi

Dean & Principal

Prof. Padmalaya Devi

Medical Superintendent

Prof. Rekha Das

Administrative Officer

Ms. Dharitri Mishra (OAS)

Accounts Officer

Sri Abhoy Charan Swain (OFS)

Store Medical Officer

Dr. Satyabrata Sahu

ADMINISTRATIVE STAFF

Establishment Officer

Sri Sarangadhar Nanda

Senior Stenographer

Sri Sanjaya Kumar Sahani

Section Officer

Ms. Pratima Patra

Store Keeper

Sri Akshaya Ku.Behera

Accountant

Sri Gobinda Chandra Sahoo

Statistical Investigator

Ms. Satabhisha Kavi Satapathy

Statistical Assistant

Ms. Sudhansubala Behera

Tech. Store Keeper (Pharmacist)

Sri Subrat Chandra Tripathy

Bio Medical Technician

Ms. Rukmini Behera

Senior Assistant

Sri Ajaya Mohapatra

Sri Pabitra Mohan Das

Sri Saroj Kumar Patjoshi

Junior Assistant

Sri Himansu Sekhar Mohanty

Sri Manoj Kumar Bagh

Sri Ranjita Naik

Sri Bibekananda Nayak

Sri Tapas Kumar Nayak

Ms. Anita Das

Sri Soumya Ranjan Behera

Ms. Snehashrita Swain

Sri Bishnu Prasad Parida

Sri Naveen Ku. Ghadei

Asst. Store Keeper

Sri Narayana Prusty

Ms. Lopamudra Swain

Medical Record Keeper

Ms. Pragyan Paramita Padhi

Computer Assistant

Sri Ajay Shekhar Tripathy

Registration Assistant

Sri Subashis Sahoo

A.C. Operator-cum –Technician

Sri Prasanta Kumar Swain

Mali

Sri Purna Chandra Das

Sri Prasant Kumar Mallik

Peon

Sri Shyamghan Barik

NURSING STAFF

Deputy Nursing Superintendent

Ms. Binapani Panda (A)

Assistant Nursing Superintendents

Ms. Basantilata Nayak

Ms. Sarojini Naik

Ms. Niharika Satapathy

Ms. Kanchan Pradhan

Ms. Lalita Bhuyan

Ms. Basanti Panda

Ms. Reenabala Parida

Ms. Binapani Panda (B)

Ms. Suprava Behera

Ms. Babita Mohanty

Ms. Anjali Parida

Nursing Officers

Ms. Mani Jena

Ms. Kalpanamanjari Pattnaik

Ms. Jhinarani Mishra

Ms. Ratnamanjari Pramanik

Ms. Laxmi Moharana

Ms. Sahara Khatun

Ms. Maheswata Mohanty

AHPGIC ANNUAL REPORT • 2022 - 23

Ms. Biswajini Mallick
Ms. Sasmita Bhoi
Ms. Sukantimani Behera
Ms. Annapurna Rout
Ms. Sabitarani Behera
Ms. Gitanjali Sahoo
Ms. Nirmala Nayak
Ms. Ahalya Sundari Datti
Ms. Lipika Mallick
Ms. Mamatamayee Pati
Ms. Tulasi Naik
Ms. Arati Pradhan
Ms. Annapurna Mallick
Ms. Bithika Swain
Ms. Anupama Behera
Ms. Saswati Sahoo
Ms. Sasmita Rana
Ms. Malati Murmu
Ms. Sabujima Barik
Ms. Manasi Das
Ms. Kashnaprava Das
Ms. Swarnaprava Swain
Ms. Suchitra Nayak
Ms. Shantilata Behera
Ms. Mamata Moharana
Ms. Jyoshnarani Behera
Ms. Renubala Maharana
Ms. Pravasini Das
Ms. Sujata Swain
Ms. Swadhina Swain
Ms. Sumitra Moharana
Ms. Suchismita Padhi
Ms. Philomina Anthony
Ms. Namita Sahoo
Ms. Lopamudra Swain
Ms. Manini Gochhayat
Ms. Urmila Panda
Ms. Prajnya Paramita Patra
Ms. Minati Rout
Sri Barada Roy
Ms. Bijayalaxmi Sahoo
Ms. Kuni Prava Roul
Ms. Prabina Khuntia
Ms. Parbati Baskey
Ms. Sabitri Singh
Ms. Padmalaya Shankhuala
Ms. Sasmita Thatoi
Ms. Kalyani Malik
Ms. Sagarika Sethy
Ms. Sujata Naik(A)
Ms. Lucy Behera
Ms. Sujata Naik (B)
Ms. Subhasmita Mallick
Ms. Ritamani Khandei
Ms. Rasmita Singh
Ms. Shantilata Singh
Ms. Jyotsna Murmu
Ms. Monalisha Hembram
Ms. Basanti Naik
Ms. Monika Soren
Ms. Mamatamayee Senapati
Ms. Sarojini Murmu
Ms. Ratnamanjari Behera
Sri Baneswar Munda
Ms. Namita Swain
Ms. Chhabirani Behera
Ms. Damayanati Baral
Ms. Utkalika Samantaray
Ms. Swarnamayee Pati
Ms. Anjana Padhi
Ms. Archana Mishra
Ms. Swarnamayee Singh
Ms. Subhashree Sahoo
Ms. Samita Raj
Ms. Subhashree Subhasmita Nayak
Ms. Itishree Swain
Ms. Sujata Sahoo
Ms. Manini Jena
Ms. Banita Behera
Ms. Kabita Behera
Ms. Padmaja Rout
Ms. Harapriya Das
Ms. Seema Barik
Ms. Laxmipriya Malla
Ms. Lipika Panda
Ms. Itismayee Behera
Ms. Binati Ekka
Ms. Suchismita Sahoo
Ms. Pratima Rout

AHPGIC ANNUAL REPORT • 2022 - 23

Ms. Mamata Behera
Ms. Utkalika Rout
Ms. Priyanka Nayak
Ms. Tapaswini Rout
Ms. Pushpanjali Xaxa
Ms. Mamata Pradhan
Ms. Lizarani Sunani
Ms. Srabani Mallick
Ms. Jasmita Patra
Ms. Madhusmita Dash
Ms. Sabitri Majhi
Ms. Shanti Bagh
Ms. Monalisa Parida
Sri Rajkumar Surjulia
Ms. Gouri Singh
Ms. Jasmin Kisku
Sri Manoj Ku. Sahoo
Ms. Taslima Nasrin Begum
Ms. Fulkumari Baa
Ms. Laxmipriya Behera
Ms. Manaswini Behera
Ms. Kanaka Manjari Singh
Ms. Amita Punam Barla
Ms. Kalinga Bharati Nayak
Ms. Prajynajita Jena
Ms. Roshni Kullu
Ms. Madhusmita Panda
Ms. Swapnarani Mohanty
Ms. Subhasmita Behera
Ms. Srilekha Roul
Ms. Kaveri Sahoo
Sri Kartik Chandra Behera
Ms. Pragnya Pravasini Das
Ms. Arpita Pal
Ms. Hemabati Behera
Ms. Anita Sahoo
Ms. Kalpana Behera
Ms. Mamata Kumari Singh
Ms. Subhashree Nayak
Ms. Archana Padhi
Ms. Subhashree Lenka

Ms. Subhasini Puhan
Ms. Sunita Mohanty
Ms. Sujata Dutta
Ms. Nibedita Sha
Ms. Swadhina Priyadarshinee Sahoo
Ms. Minakshi Parhi
Ms. Simran Sahoo
Ms. Smrutirekha Parida
Ms. Tapaswini Baral
Ms. Suchismita Parida
Ms. Lilipta Kar
Ms. Geetanjali Ojha
Ms. Subhasmita Ojha
Ms. Sunita Sutar
Sri Subhalaxmi Gochhayat
Sri Jitendra Kumar Das
Sri Manas Ranjan Sahoo
Ms. Manashree Sahoo
Ms. Nirupama Behera
Ms. Sujata Nayak
Ms. Lipiswati Behera
Ms. Gitanjali Behera
Ms. Abhipsa Khatua
Ms. Tapaswini Roul
Ms. Sasmita Nayak
Ms. Bandita Behera
Ms. Mariana Kisan
Ms. Madhuri Kiro
Ms. Dibya Barla
Ms. Sonali Mishra
Ms. Debahuti Rout
Ms. Anupama Das
Ms. Rajlaxmi Karan

TECHNICAL STAFF

Senior Radiographers

Sri Bhagirathi Tarai

Ms. Kalyani Mohapatra

Physiotherapist

Ms. Archana Rout

Dietician

Ms. Nimisha Das

AHPGIC ANNUAL REPORT • 2022 - 23

Gr. Technicians

Ms. Minati Mahali
Ms. Sujata Mishra
Sri Sunakar Sahoo

Pharmacists

Sri Prasanta Kumar Mishra
Sri Samarendra Singh
Sri Biranchi Narayan Pradhan
Sri Mukesh Kumar Behera
Ms. Bhagyashri Nayak
Ms. Soumya Priyadarshini Behera
Sri Abhishek Mishra
Sri Sriram Krushna Parida
Ms. Purnima Majhi
Ms. Sangita Sahoo
Sri Rabindranath Marandi
Sri Sittam Rout
Sri Paresh Pradhan
Ms. Sibani Maharana
Ms. Barsarani Sahoo
Ms. Taranilata Nayak
Sri Priya Ranjan Behera

Radiographers

Ms. Sasmita Swain
Sri Pranabandhu Samal
Sri Rakesh Kumar Sahoo
Sri Jyoti Ranjan Mohapatra
Sri Jatindra Kumar Lenka
Sri Bailochan Send
Sri Soumya Ranjan Behera
Ms. Ganeswari Kishan
Ms. Koilu Murmu

Dark Room Assistant

Sri Amarendra Swain

Radiotherapy Technicians

Sri Trilochan Swain
Sri Raghunandan Sanjiv Behera
Ms. Ranjita Sahoo
Sri Manoj Kumar Sahoo
Sri Rajiv Kumar Jena
Sri Martin Udaya Hansda
Sri Tushar Ranjan Podh
Ms. Trushna Singh

Mould Room Technicians

Ms. Lipika Dash
Sri Dusmanta Nag

Dosimetrists

Sri Chandan Ashis Gupta
Ms. Madhumita Debnath

X-Ray Technicians

Ms. Sumitra Nayak
Ms. Chandana Sahu

Gas Technician

Sri Suryakanta Panda

ECG Technicians

Ms. Smrutirekha Barik
Ms. Truptimayee Mohapatra

Lab Technicians (Blood Transfusion & Medicine)

Sayed Dildar
Sri Gobinda Chandra Mohanta

Sterilization Supervisor

Sri Prabhakar Bihari
Sri Jagatjit Tripathy

Lab. Technicians

Sri Promod Ku. Tarai
Ms. Rashmita Acharya
Ms. Arati Sahoo
Sri Rabana Soren
Sri Somesh Kumar
Ms. Gitismita Prusty
Ms. Susama Kishan
Sri Chittaranjan Dash
Ms. Itishree Priyadarsini
Ms. Aishwarya Biswal
Ms. Sonali Panigrahi
Sri Binaya Kumar Pradhan

OT Technician

Ms. Usha Rani Hota

SUPPORTING STAFF

Stretcher Bearers

Sri Laxmidhar Ghadei
Sri Aren Kumar Patra

Cook

Sri Arjuni Nayak
Sri Subash Chandra Jena

Electrical Helper

Sri Gyanenjaya Mohapatra

Utensil Cleaner

Sri Muralidhar Chand

Kitchen Attendant

Sri Hrusikesh Sahoo

Lab Attendant

Sri Aruna Kumar Sahoo
Sri Sangram Dala Behera

X-Ray Attendant

Sri Brajakishore Panda

Attendants

Md. Anwar
Sri Chandra Sekhar Dhada
Sri Kartik Chandra Behera
Sri Saroj Kumar Routray
Sri Manu Rout
Sri Hemanta Kumar Behera
Sri Upendra Bisoi
Sri Dambarudhar Swain
Sri Brajabandhu Dalei
Ms. Suli Dei
Sri Sanatan Guin
Sri Shyamsundar Lenka
Sri Sarat Chandra Ojha
Sri Rajendra Kumar Mallick
Sri Bijay Kumar Das

Sri Satyaban Balabantaray
Sri Padma Charan Swain
Ms. Kuntala Naik
Sri Laxmidhar Barik
Ms. Sulochana Naik
Ms. Sunanda Mohanty

Dresser

Sri Nabakishore Swain

Sweepers

Ms. Manju Naik
Sri Paria Naik
Sri Santosh Naik
Ms. Sebati Dei
Sri Ranjan Jena
Ms. Kanduri Dei
Sri Ajaya Kandi
Sri Baladev Naik
Sri Kasinath Naik
Sri Maheswar Naik
Sri Golekha Chandra Swain
Sri Laxmidhar Sahoo
Sri Upendra Naik
Sri Sobhs Naik
Sri Kalu Naik
Sri Bhaskar Naik
Ms. Sasmita Behera
Ms. Sohagi Mahali

Darwan

S.K. Islam

NHM Staff

Hospital Manager

Sri Bharat Bhushan
Dr. Gopalkrushna Pattanayak

Counselor

Ms. Manaswinee Sahoo




MAJOR ACTIVITIES



Inauguration of PET CT Scan, ICU & IPD by Hon'ble CM Sri Naveen Pattanaik on 13.10.2022



Prof. Padmalaya Devi, Dean & Principal, AHPGIC felicitated by IMA on 01.07.2022 (Doctor's Day)



13th World Cancer Cervix Eradication Day Celebration on 11.03.2023



World Cancer Day on 04.02.2023

AHPGIC ANNUAL REPORT • 2022 - 23



Comprehensive Oncology Training Programme for Nursing Officers at AHPGIC 13.03.2023-24.03.2023



Guest lecture by Ms Gilly Burn, Palliative Care Nurse UK & Founder Director of Cancer Relief India on 21.02.2023



World Hospice & Palliative Care Day on 08.10.2022



Prof. Sumita Mohanty Organised a Live Workshop on Handling Difficult Communication with Patients & Families on 10.11.2022

AHPGIC ANNUAL REPORT • 2022 - 23



3 Days State Level Training of Surgeons on Trucut Biopsies on Humanoid Models by Dept. of Surgical Oncology



3 Days State Level Training on Colposcopy, Biopsy and Thermal Coagulation by Dept. of Gynaecologic Oncology



One Day State Level Training on Core Needle Biopsy by Dept. of Surgical Oncology



4 Batches of State Level 3 Days Training of Pathologists/Surgery Specialists & Laboratory Technicians on Cervical Cancer Screening



Prof. S.N. Senapati & Dr. Lucy Pattanayak in 4th Indo Oncology Summit 11.11.2022-13.11.2022



Prof. Rekha Das Felicitated at 14th SAARC AA at Kochi on 14.08.22



KRIAA Foundation & AHPGIC
Invite you to

1st Edition
KRICCON
(A State Level Cancer Conclave)

Date:- 4th June, 2022(Saturday), Time:- 2.00 p.m Onwards
Venue:- KIIT University, Auditorium, Campus - 7, Bhubaneswar

A New Hope of Cancer Care in Odisha - 2022



CHIEF PATRON		PATRONS		ORGANIZING CHAIRPERSON	
					
Dr. Lalatendu Sarangi Director, AHPGIC, Cuttack		Dr. Surendra Nath Senapati Professor & HOD of Radiation Oncology AHPGIC, Cuttack		Dr. Bhagyalaxmi Nayak Asst. Prof. Gynaecologic Oncology AHPGIC, Cuttack	
ORGANIZING SECRETARY		SCIENTIFIC CHAIRPERSON		CO-SCIENTIFIC CHAIRMAN	
					
Lili Jenamani Founder Cam Chairman KRIAA Foundation, BBSR		Prof. Padmalaya Devi Dean & Principal I/C AHPGIC, Cuttack		Dr. Ghanshyam Biswas Medical Oncologist Sparsb Hospital, BBSR	
				CULTURAL SECRETARY	
				Saswat Joshi Global Dance Icon	

KRICCON was organized on 04.06.2023 in association with KRIAA Foundation

AHPGIC ANNUAL REPORT • 2022 - 23



PRODVANCE 2022 by Dept. of Radiation Oncology on 27.08.2022-28.08.2022



Seminar on Retinoblastoma Organised by Department of Medical Oncology in association with Umeedeein on 30.06.2022



Prof. Sumita Mohanty as Resource Person in Training Programme for Medical Officers of District Day Care Cancer Chemotherapy centres at Prasara Bharati (NABM) BBSR on 30.04.2022

AHPGIC ANNUAL REPORT • 2022 - 23



MCH Practical Examination conducted on 04.08.2022



**Hands on Training on Gynaecological Oncologic Surgery at Dhaka
26.02.2023-02.03.2023**



**Prof. Bhagyalaxmi Nayak at South Asia Meeting on HPV
Prevention at New Delhi 13.12.2022-14.12.2022**



**Dr. Kusumbati Besra participated in the " Workshop on Setting up
Cancer Registry " at NISER 10.10.2022-15.10.2022**



**Dr. Jyotsana Goyal Awarded 1st Prize in Paper
Presentation at NATCON 2022**



**Dr. T. K. Sahoo, Dr. D.P. Sahoo & Dr. S.K. Mohapatra in Training on Management of Radiological & Nuclear Emergency at Kaiga Nuclear Power
Generation Site**



Cervical Cancer Awareness Programme at Cuttack by AHPGIC on 23.01.2023



Prof. S.N. Senapati in World No Tobacco Day on 31.05.2022 organized by Mission Odisha



Prof. D. R. Samanta on Cancer Awareness Programme in Media



Cancer Awareness & Screening Programme at Nari Seva Sadan, Cuttack in Association with Inner Wheel Club, Cuttack on 30.10.2022

PHOTO GALLERY



Sri Niranjan Pujari
Minister, Health & FW, GoO
Chairman, AHPGIC



Shalini Pandit, IAS
Commissioner-cum-Secretary, H&FW, GoO,
Vice Chairman, AHPGIC



Prof. P. Devi
Dean & Principal



Dr. L. Sarangi
Director



Prof. R. Das
Superintendent



Ms. Dharitri Mishra
Administrative Officer



Sri Abhoy Ch. Swain
Accounts Officer



Dr. Satyabrata Sahu
Store Medical Officer



Prof. S. Mohanty
Anesthesiology



Dr. R.K. Das
Anesthesiology



Dr. Prajananda Das
Anaesthesiology



Dr. Janki Janka
Anaesthesiology



Dr. Sunita Mishra
Anaesthesiology



Dr. Arati Prava Sahu
Anaesthesiology



Dr. Shyam S. Sahu
Anaesthesiology



Dr. Kanhu Ch. Patro
Anaesthesiology




Dr. Ch. S. Samal
Anaesthesiology



Dr. Dipti Swain
Anaesthesiology



Dr. P.I. Sahoo
Anaesthesiology



Dr. Charan Kisku
Anaesthesiology

AHPGIC ANNUAL REPORT • 2022 - 23



Dr. Priya R. Jena
Anaesthesiology



Dr. Satya Prakash
Anaesthesiology



Prof. B.L. Nayak
Gyn. Oncology



Prof. J. Parija
Gyn. Oncology



Dr. J. Mohapatra
Gyn. Oncology



Dr. M. Mohapatra
Gyn. Oncology



Dr. A.K. Padhy
Gyn. Oncology



Dr. A.K. Bose
Gyn. Oncology



Dr. L.K. Nilavu
Gyn. Oncology



Dr. S.S. Pattnaik
Gyn. Oncology



Dr. Agniv Sarkar
Gyn. Oncology



Dr. Sony Nanda
Gyn. Oncology



Dr. T. Mohapatra
Gyn. Oncology



Dr. A. Mallick
Gyn. Oncology



Dr. R. Patnaik
Gyn. Oncology



Dr. Nihar R. Rout
Gyn. Oncology



Prof. P.C. Pathy
H & N Oncology



Dr. Asutosh Hota
H & N Oncology



Dr. S.R. Samal
H & N Oncology



Dr. Asutosh Dash
H & N Oncology



Dr. S. S. Panda
H & N Oncology



Dr. S. Panditray
H & N Oncology



Dr. K.G. Birmiwal
H & N Oncology



Prof. D.R. Samanta
Med. Oncology



Dr. P.K. Parida
Med. Oncology



Dr. L.M. Soy
Med. Oncology



Dr. S.N. Mishra
Med. Oncology



Dr. Biswajit Kar
Med. Oncology

AHPGIC ANNUAL REPORT • 2022 - 23



Prof. P.K. Hota
Med. Physics



Sri R. Meher
Med. Physics



Sri H.S. Bhuyan
Med. Physics



Sri P.K. Moharana
Med. Physics



Ms. I. Priyadarshini
Med. Physics



Prof. S. Samantaray
Pathology



Dr. S. Panda
Pathology



Dr. K. Besra
Pathology



Dr. Mamita Nayak
Pathology



Dr. K.C. Pani
Pathology



Dr. S.R. Nahak
Pathology



Dr. B. Pradhan
Biochemistry



Dr. S. Choudhury
Microbiology



Dr. Chetana Pradhan
Pathology




Dr. Suchitra Barik
Pathology



Dr. S.K. Mohapatra
Radiodiagnosis



Dr. A. Tripathy
Radiodiagnosis



Dr. S. Patnaik
Radiodiagnosis



Prof. N. Panda
Radiation Onco.



Prof. S.N. Senapati
Radiation Onco.



Dr. S. Padhi
Radiation Onco.



Dr. L. Pattanayak
Radiation Onco.



Dr. T.K. Sahoo
Radiation Onco.



Dr. Durga P. Sahoo
Radiation Onco.



Dr. S.N. Parida
Radiation Onco.



Dr. Sulagna Mohanty
Radiation Onco.



Dr. S.N. Mohanty
Radiation Onco.



Dr. B.L. Pradhan
Radiation Onco.



Dr. Priyambat Dash
Radiation Onco.



Dr. Dharitri Dash
Radiation Onco.

AHPGIC ANNUAL REPORT • 2022 - 23




Dr. R.K. Saipatel
Radiation Onco.



Dr. A.C. Patra
Radiation Onco.




Dr. Abhipsha Dash
Radiation Onco.



Dr. Suchitra Samal
Radiation Onco.



Dr. Kali P. Rath
Radiation Onco.



Dr. Rahul P. Patil
Radiation Onco.



Prof. S. Mohanty
Surg. Oncology



Dr. K. Goutam
Surg. Oncology



Dr. S. Samantra
Surg. Oncology



Dr. B.B. Satpathy
Surg. Oncology



Dr. J.J. Mishra
Surg. Oncology



Dr. M. Khadia
Surg. Oncology



Dr. Ashok Tiadi
Surg. Oncology



Dr. B. Suraga
Surg. Oncology




Dr. Jyotsana Goyal
Surg. Oncology



Dr. N.N. Misra
Surg. Oncology



Dr. T.K. Sahoo
Surg. Oncology



Dr. H. Sudhan
Surg. Oncology

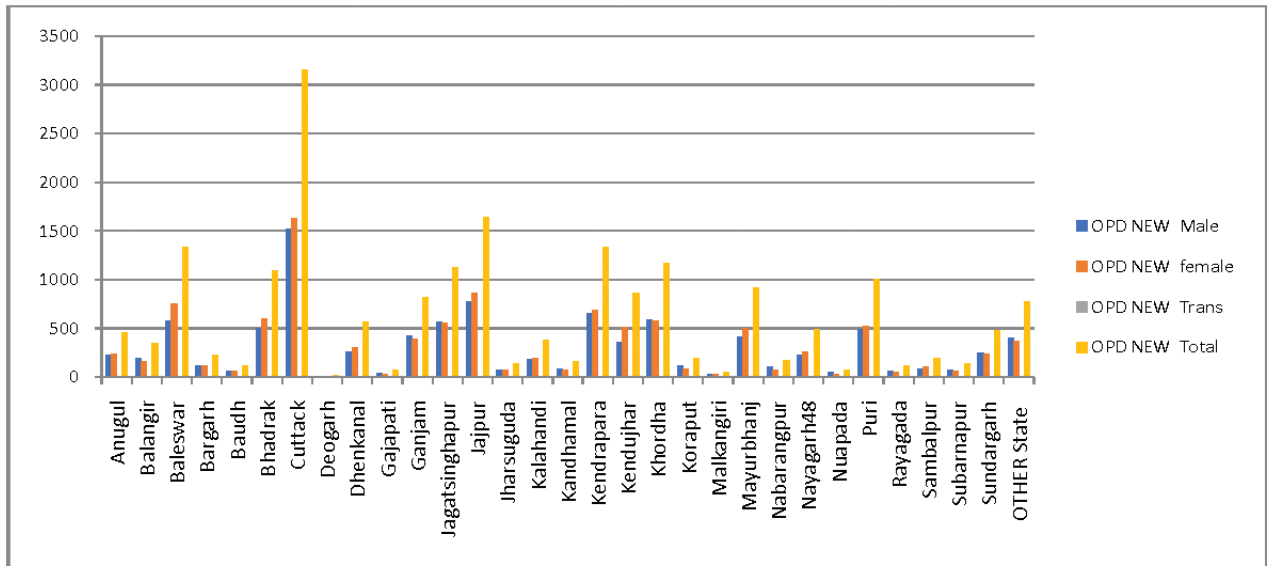


Dr. P. Pattanayak
Surg. Oncology

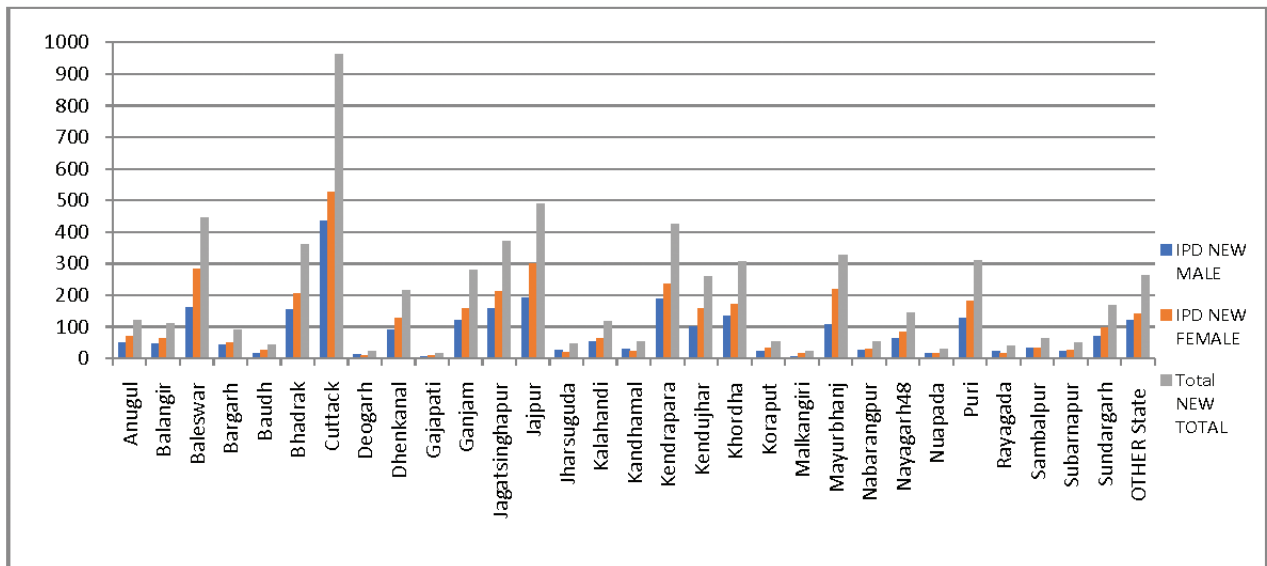


Dr. Namrata Panda
Dentistry

AHPGC ANNUAL REPORT • 2022 - 23

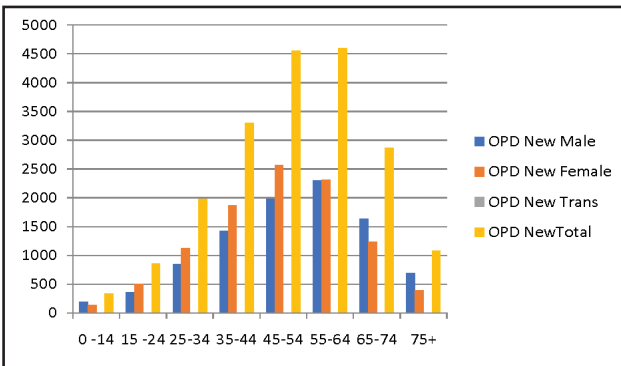


DISTRICT WISE OPD NEW PATIENTS 2022-23

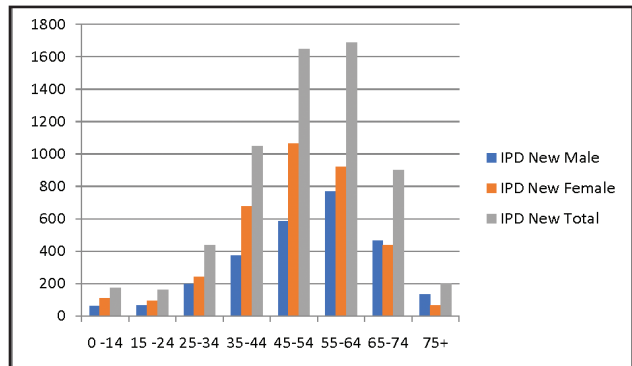


DISTRICT WISE IPD NEW PATIENTS 2022-23

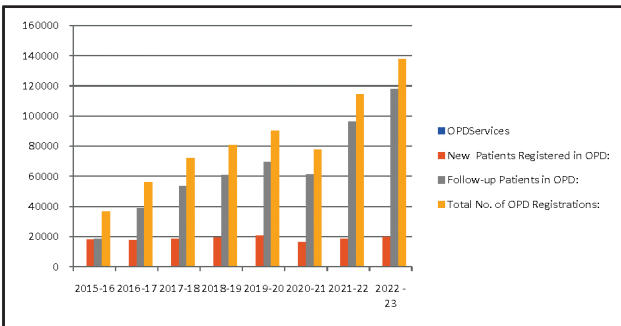
AHPGIC ANNUAL REPORT • 2022 - 23



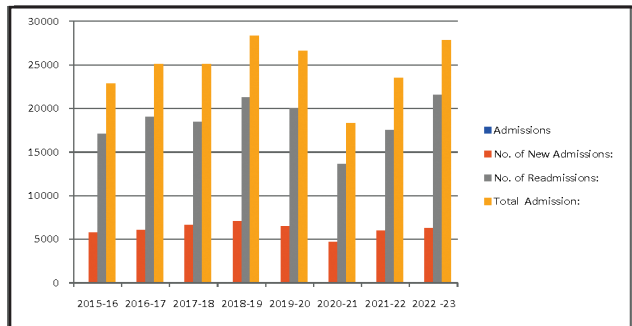
AGE DISTRIBUTION OF OPD NEW PATIENTS 2022-23



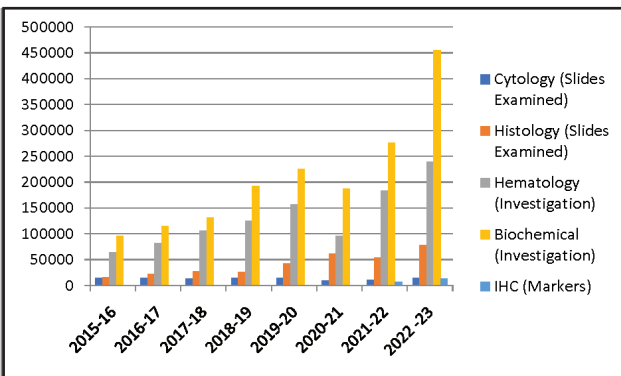
AGE DISTRIBUTION OF IPD NEW PATIENTS 2022-23



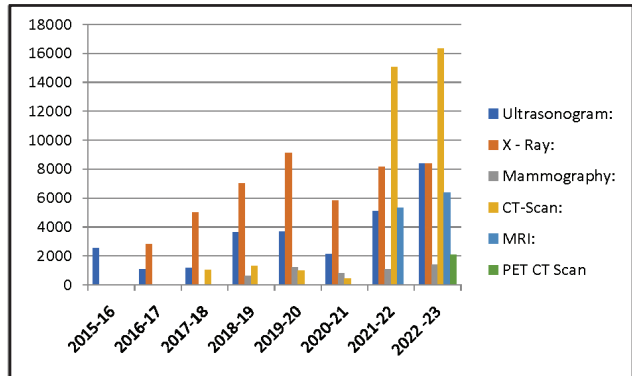
OPD SERVICES



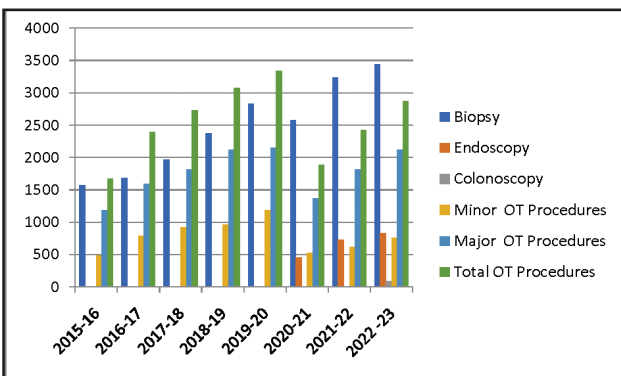
IPD SERVICES



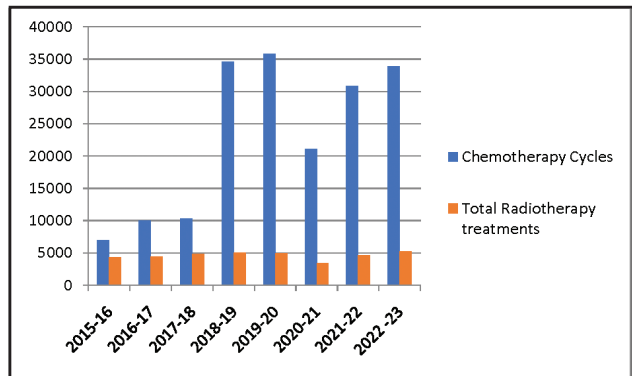
PATHOLOGICAL SERVICES



RADIOLOGICAL SERVICES



SURGICAL SERVICES



CT & RT TREATMENT

AHPGIC ANNUAL REPORT • 2022 - 23

SITE WISE CLASSIFICATION OF NEW INDOOR CASES 2022-23

ICD-10	Site	Male	Female	Total	ICD-10	Site	Male	Female	Total
C00	Lip	30	15	45	C51	Vulva	0	28	28
C01	Base of tongue	19	4	23	C52	Vagina	0	35	35
C02	Other tongue	231	45	276	C53	Cervix uteri	0	598	598
C03	Gum	140	74	214	C54	Corpus uteri	0	108	108
C04	Floor of mouth	9	1	10	C55	Uterus, NOS	0	40	40
C05	Palate	25	3	28	C56	Ovary	0	414	414
C06	Buccal Mucosa	250	61	311	C57	Other female genital organs	0	57	57
C06	Other mouth	41	4	45	C58	Placenta	0	15	15
C07	Parotid gland	18	6	24	C60	Penis	43	0	43
C08	Salivary glands	12	4	16	C61	Prostate	63	0	63
C09	Tonsil	8	3	11	C62	Testis	40	0	40
C10	Oropharynx	22	10	32	C63	Other male genital organs	2	0	2
C11	Nasopharynx	32	1	33	C64	Kidney	19	12	31
C12	Pyriiform sinus	17	0	17	C65	Renal pelvis	0	0	0
C13	Hypopharynx	21	12	33	C66	Ureter	0	0	0
C14	lip, oral cavity & pharynx Unsp.	4	2	6	C67	Bladder	30	5	35
C15	Oesophagus	54	25	79	C68	Other urinary organs	0	1	1
C16	Stomach	296	158	454	C69	Eye and adnexa	4	3	7
C17	Small intestine	4	4	8	C70	Meninges	0	0	0
C18	Colon	70	59	129	C71	Brain	41	27	68
C19	Rectosigmoid junction	15	8	23	C72	Spinal cord, cranial & other CNS	1	0	1
C20	Rectum	120	91	211	C73	Thyroid gland	18	41	59
C21	Anus & anal canal	30	22	52	C74	Adrenal gland	1	0	1
C22	Liver & intrahepatic bile ducts	41	22	63	C75	Other endocrine glands	3	1	4
C23	Gallbladder	69	138	207	C76	Ill-defined sites	2	1	3
C24	Other biliary tract	32	6	38	C77	Secondary & unsp. Lymph nodes	44	10	54
C25	Pancreas	15	13	28	C78	Sec. respiratory & digestive organs	18	6	24
C26	Other digestive organs	0	0	0	C79	Secondary other sites	25	10	35
C30	Nasal cavity & middle ear	9	5	14	C80	Unknown primary	20	15	35
C31	Accessory sinuses	4	6	10	C81	Hodgkin lymphoma	25	15	40
C32	Larynx	68	6	74	C82	Follicular lymphoma	3	1	4
C33	Trachea	0	0	0	C83	Non-follicular lymphoma	15	6	21
C34	Bronchus & lung	173	62	235	C84	Mature T/NK-cell lymphomas	4	0	4
C37	Thymus	0	0	0	C85	Other NHL	25	10	35
C38	Heart, mediastinum & pleura	1	1	2	C86	Other specified T/NK-cell lymphoma	0	0	0
C39	Other respiratory & intrathoracic organs	0	0	0	C88	Malignant immunoproliferative	1	2	3
C40	Bone of limbs	9	3	12	C90	Multiple myeloma and plasma cell	30	29	59
C41	Other bone	33	10	43	C91	Lymphoid leukaemia	11	6	17
C43	Skin, melanoma	14	11	25	C92	Myeloid leukaemia	8	9	17
C44	Skin,other	66	33	99	C93	Monocytic leukaemia	0	0	0
C45	Mesothelioma	2	1	3	C94	Other specified leukaemias	1	0	1
C46	Kaposi sarcoma	0	0	0	C95	Leukaemia unspecified	1	2	3
C47	Peripheral nerves	4	3	7	C96	Other lymphoid, haematopoietic	2	1	3
C48	Retroperitoneum& peritoneum	4	5	9	C97	Multiple primary	0	0	0
C49	Other connective & soft tissue	71	55	126		Benign & Suspicious	42	190	232
C50	Breast	25	910	935		Total New Admitted Cases	2650	3600	6250

LEADING SITES OF NEW INDOOR CASES 2022-23

ICD-10	Site	Male	Rank	Female	Rank	Total	Rank
C50	Breast	25	*	910	1	935	1
C53	Cervix uteri	0	*	598	2	598	2
C16	Stomach	296	1	158	4	454	3
C56	Ovary	0	*	414	3	414	4
C06	Buccal Mucosa	250	2	61	10	311	5
C02	Other tongue	231	3	45	*	276	6
C34	Bronchus & lung	173	4	62	9	235	7
C03	Gum	140	5	74	8	214	8
C20	Rectum	120	6	91	7	211	9
C23	Gallbladder	69	9	138	5	207	10
C18	Colon	70	8	59	*	129	11
C49	Other connective & soft tissue	71	7	55	*	126	12
C54	Endometrium	0	*	108	6	108	13
C44	Skin,other	66	*	33	*	99	14
C15	Oesophagus	54	*	25	*	79	15
C32	Larynx	68	10	6	*	74	16



Audited Annual Accounts

FY 2022-23



OF

**ACHARYA HARIHAR REGIONAL CENTRE FOR
CANCER RESEARCH & TREATMENT SOCIETY**

**SCB MEDICAL ROAD, MANAGALABAG
CUTTACK-753001.**

AUDITOR

**P. A. & Associates
Chartered Accountants
Dolmundai Garden,
Pithapur, Cuttack 753001**

AHPGIC ANNUAL REPORT • 2022 - 23

Acharya Harihar Regional Centre For Cancer Research & Treatment Society
Manglabag, Medical Road
Cuttack-753007
Odisha

CONSOLIDATED BALANCE SHEET AS ON

31-03-2023

LIABILITIES	AMOUNT	AMOUNT	ASSETS	AMOUNT	AMOUNT
GENERAL FUND			PROPERTY, PLANT & EQUIPMENT		
Balance as per last A/c	1916817982.33		As per Schedule -A	1355865014.49	1355865014.49
Add : Excess of Income over Expenditure	<u>140448496.69</u>	2057266479.02			
CURRENT LIABILITIES			INVESTMENTS		
Expense Payable & Deductions	3777939.00		Fixed Deposits	66984239.00	66984239.00
Sundry Creditors & Retention Money	10155948.25		CURRENT ASSETS		
Earnest Money Deposit	<u>785378.00</u>	14719265.25	Deposits	1068814.00	
			Advances	85595420.00	
			Other Receivables	<u>441505.00</u>	87105739.00
			CASH & BANK BALANCE		
			Cash in hand	54849.00	
			Cash with Banks	<u>561975902.78</u>	562030751.78
		<u>2071985744.27</u>		<u>2071985744.27</u>	

Significant Accounting Policies and notes form integral part of the account
As per our report of even date attached

As per Note 1



Place : CUTTACK
Date : 30.10.2023
UDIN : 23055955BGWTNX6682

for P.A. & ASSOCIATES
Chartered Accountants
FRN : 313085E

(CA Dinesh Agrawal)
PARTNER
M.NO.055955

FOR ACHARYA HARIHAR REGIONAL CENTRE FOR CANCER
RESEARCH & TREATMENT SOCIETY

(Dr. Lalatendu Sarangi)
DIRECTOR

A.H. Post Graduate Institute
of Cancer, Cuttack

(Abhoy Charan Swain)
ACCOUNTS OFFICER

Accounts Officer
AHPGIC, Cuttack

AHPGIC ANNUAL REPORT • 2022 - 23

Acharya Harihar Regional Centre For Cancer Research & Treatment Society
Manglabag, Medical Road
Cuttack-753007
Odisha

CONSOLIDATED INCOME AND EXPENDITURE ACCOUNT FOR THE YEAR ENDED

31-03-2023

EXPENDITURE	AMOUNT	AMOUNT	INCOME	AMOUNT	AMOUNT
Oxygen Gas	946844.00		Grant in Aid received from Govt. of Odisha		
Medicine under Niramaya Scheme	21923724.00		Govt. Grant Received For Non-Salary	100102852.00	
Arrear Salary	18078209.00		Govt. Grant For Shree Solution (Data Entry Operator)	755700.00	
Leave Salary	212744.09		Govt. Grant Received Under Niramaya Scheme	27167469.00	
LTC	14459.00		Govt. Grant Received For OSMCL	7867900.00	
Pension Contribution	826862.67		Govt. Grant Received For Salary	408404000.00	
Retirement Benefit	13278140.00		Govt. Grant Received from NHM	1160250.00	
Salary	283592843.00		Govt. Grant Received Under Nidan Scheme	59033981.00	
Administrative Charges	1349389.00		Govt. Grant Received Under Nirmala Scheme	85441000.00	
Advertisement Expenses	603766.00		Grant Received from DMET	0.00	
Audit Fees	300000.00		Grant Received From NCDIR, Bengaluru	2700000.00	692633152.00
Bank Charges	5274.72				
Bio-Medical Waste Management	4336320.00		Collection from Patient		
Comprehensive Maintenance	6492888.00		Cabin Charges Collection	2841500.00	
Computer Expenses	194709.00		Fees Collection	516209.00	3357709.00
Consumables	36965004.20				
De-commissioning Expenses	1534000.00		Collection from Student		
Diets Expenses	6510554.00		Admission Income	1949370.00	
Disposal of Teletheraf Source	531000.00		Training Fees	41902.00	1991272.00
Dressing Allowance	30960.00				
Electrical Equipment Maintenance	11380002.00		Other Income		
Electricity Charges	23764004.00		Recoveries	5964156.00	
EPF (Employer Contribution)	23045310.00		Misc Income	163824.00	
EPF Penalty & Interest	91802.00		Cleaning & Sanitation Income	936881.00	
Equipment Testing Charges	15340.00		IPO Receipt for RTI	190.00	7065051.00
Fire Safety Charges	22236.00				
GSLI Payment	35739.00		Interest from Saving & FD Interest		
Hot Weather Liveries (Group-D)	112000.00		Interest on FD	3625668.00	
Internet Charges	808083.00		Interest on SB A/C	8407393.00	12033061.00
Leave Travel Concession	33320.00				
Legal Fees (Advocate)	955550.00				
License Fees	292355.00				
Misc. Expenses	740969.60				
Municipality Holding Tax	1301398.00				
NPS (Employer Contribution)	3142549.20				
NPS	1084267.00				
NPS Service Charges	4442.00				
Office Stationary	630903.00				
Outsourcing of Data Entry Operator	3505208.00				
Pest Management Expenses	162984.00				
Printing & Stationary	777139.00				
Professional Fees	81500.00				
Refilling of Fire Extinguisher	21063.00				
Repair & Maintenance Expenses	401936.00				
High-Dose Rate (HDR) Expenses	3604341.00				
Stipend to MCH & PG Student	9959330.00				
Travelling Allowance	42451.00				
Telephone Expenses	382761.00				
Uniform Allowance	543000.00				
Vehicle Hire Charges	731896.00				
Water Tax	161242.00				
Administrative Charges	33350.00				
Destitute Patients Died Expenses	23700.00				
Fuel Charges	488405.00				
GST	1112674.00				
Labour Charges	24584.00				
OPD / IPD Management System	359281.00				
Postage Stamp Expenses	14498.00				
Recruitment Charges	5000.00				
Training of Pan & Palliative Care	78870.00				
Training & Programme Exp	7605.00				
Vehicle Maintenance Exp	22353.00				
CT Scan Charges	34733102.00				
MRI Charges	11261113.00				
Cleaness & Sanitation	5140648.00				
Security Services	10192265.00				

AHPGIC ANNUAL REPORT • 2022 - 23

Man Power Supply	9924362.00	
Laundry Expenses	3579042.00	
Caution & Internship Money	135000.00	
Honorium	817000.00	
Vehicle Insurance Charges	26118.00	
Annual Inspection Fees	47200.00	
Annual License Charges	21122.00	
Prior Period Adjustment	<u>13021644.83</u>	576631748.31
Excess of Income over Expenditure	140448496.69	140448496.69

71,70,80,245.00

717080245.00

Significant Accounting Policies and not As per Note 1
As per our report of even date attached



Place : CUTTACK
Date : 30.10.2023
UDIN : 23055955BGWTNX6682

for P.A. & ASSOCIATES
Chartered Accountants
FRN : 313085E

(CA Dinesh Agrawal)
PARTNER
M.NO.055955

FOR ACHARYA HARIHAR REGIONAL CENTRE FOR CANCER
RESEARCH & TREATMENT SOCIETY

(Dr. Lalatendu Sarangi)
DIRECTOR

A.H. Post Graduate Institute
of Cancer, Cuttack

(Abhoy Charan Swain)
ACCOUNTS OFFICER

Accounts Officer
AHPGIC, Cuttack

AHPGIC ANNUAL REPORT • 2022 - 23

Acharya Harihar Regional Centre For Cancer Research & Treatment Society
Manglabag, Medical Road
Cuttack-753007
Odisha

CONSOLIDATED RECEIPTS & PAYMENTS ACCOUNT FOR THE YEAR ENDING


31-03-2023

RECEIPTS	AMOUNT	AMOUNT	PAYMENTS	AMOUNT	AMOUNT
Opening Balance			Expenses:		
Cash in hand	93,343.00		Oxygen Gas	9,46,844.00	
Cash at Banks	<u>47,43,45,233.26</u>	47,44,38,576.26	Medicine under Niramaya Scheme	2,19,23,724.00	
			Arrear Salary	1,80,78,209.00	
			Leave Salary	2,12,744.09	
			LTC	14,459.00	
Grant in Aid received from Govt. of Odisha			Pension Contribution	8,26,862.67	
Govt. Grant Received For Non-Salary	10,01,02,852.00		Retirement Benefit	1,32,78,140.00	
Govt. Grant For Shree Solution (Data Entry Operator)	7,55,700.00		Salary	28,35,92,843.00	
Govt. Grant Received Under Niramaya Scheme	2,71,67,469.00		Administrative Charges	13,49,389.00	
Govt. Grant Received For OSMCL	78,67,900.00		Advertisement Expenses	6,03,766.00	
Govt. Grant Received For Salary	40,84,04,000.00		Audit Fees	3,00,000.00	
Govt. Grant Received from NHM	11,60,250.00		Bank Charges	5,274.72	
Govt. Grant Received Under Nidan Scheme	14,44,74,981.00		Bio-Medical Waste Management	43,36,320.00	
Grant Received from DMET	0.00		Comprehensive Maintenance	64,92,888.00	
Grant Received From NCDIR, Bengaluru	<u>27,00,000.00</u>	69,26,33,152.00	Computer Expenses	1,94,709.00	
			Consumables	3,69,65,004.20	
Collection from Patient			De-commissioning Expenses	15,34,000.00	
Cabin Charges Collection	28,41,500.00		Diets Expenses	65,10,554.00	
Ambulance Fees Collection	<u>5,16,209.00</u>	33,57,709.00	Disposal of Teletheraf Source	5,31,000.00	
			Dressing Allowance	30,960.00	
Collection from Student			Electrical Equipment Maintenance	1,13,80,002.00	
Admission Income	19,49,370.00		Electricity Charges	2,37,64,004.00	
Training Fees	<u>41,902.00</u>	19,91,272.00	EPF (Employer Contribution)	2,30,45,310.00	
			EPF Penalty & Interest	91,802.00	
Other Income			Equipment Testing Charges	15,340.00	
Recoveries	59,64,156.00		Fire Safety Charges	22,236.00	
Misc Income	1,63,824.00		GSLI Payment	35,739.00	
Cleaning & Sanitation Income	9,36,881.00		Hot Weather Liveries (Group-D)	1,12,000.00	
IPO Receipt for RTI	<u>190.00</u>	70,65,051.00	Internet Charges	8,08,083.00	
			Leave Travel Concession	33,320.00	
Interest from Saving & FD Interest			Legal Fees (Advocate)	9,55,550.00	
Interest on FD	29,29,810.00		License Fees	2,92,355.00	
Interest on SB A/C	<u>84,07,393.00</u>	1,13,37,203.00	Misc. Expenses	7,94,931.60	
			Municipality Holding Tax	13,01,398.00	
Inter-Unit Account			NPS (Employer Contribution)	31,42,549.20	
Nirmal Account	1,28,795.00		NPS	10,84,267.00	
State Govt Accounts	22,299.00		NPS Service Charges	4,442.00	
NPS Deposit (Revenue)	63,72,870.00		Office Stationary	6,30,903.00	
Revenue A/c	<u>9,93,600.00</u>	75,17,564.00	Outsourcing of Data Entry Operator	35,05,208.00	
			Pest Management Expenses	1,62,984.00	
Current Liabilities			Printing & Stationary	7,77,139.00	
GPF Payable	90,700.00		Professional Fees	81,500.00	
GSLI Payable	8,060.00		Refilling of Fire Extinguisher	21,063.00	
GST-TDS Payable	1,08,502.00		Repair & Maintenance Expenses	3,50,774.00	
Housing Building Loan Payable	6,560.00		High-Dose Rate (HDR) Expenses	36,04,341.00	
LIC Payable	3,28,078.00		Stipend to MCH & PG Student	99,59,330.00	
Other Deduction Payable	0.00		Travelling Allowance	42,451.00	
NPS Payable	3,32,234.00		Telephone Expenses	3,82,761.00	
Quarter Rent Payable	1,842.00		Uniform Allowance	5,43,000.00	
Professional Tax Payable	75,600.00		Vehicle Hire Charges	7,51,449.00	
EPF Payable	24,13,387.00		Water Tax	1,61,242.00	
Security Charges	3,79,599.00		Administrative Charges	33,350.00	
IT-TDS	1,047.00		Destitute Patients Died Expenses	23,700.00	
EMD	<u>15,32,300.00</u>	52,77,909.00	Fuel Charges	4,88,405.00	
			GST	11,12,674.00	
			Labour Charges	24,584.00	
			OPD / IPD Management System	3,59,281.00	
			Postage Stamp Expenses	14,498.00	
			Recruitment Charges	5,000.00	
			Training of Pan & Palliative Care	78,870.00	
			Training & Programme Exp	7,605.00	
			CT Scan Charges	3,47,33,102.00	
			MRI Charges	1,12,61,113.00	
			Cleaness & Sanitation	51,40,648.00	
			Security Services	1,01,92,265.00	
			Man Power Supply	99,24,362.00	
			Laundry Expenses	35,79,042.00	
			Caution & Internship Money	1,35,000.00	
			Honorium	8,17,000.00	
			Vehicle Insurance Charges	15,724.00	

AHPGIC ANNUAL REPORT • 2022 - 23

Annual License Charges	31,516.00	
Annual Inspection Fees	<u>47,200.00</u>	56,36,10,103.48
Purchase of Property, Plant & Equipment		
Computer & Scanner Monitor	9,08,540.00	
Epabx System	61,958.00	
Fire Extinguisher	2,83,790.00	
Furniture & Fixture	5,44,495.00	
Instrument & Equipment	59,56,736.00	
LPG	10,000.00	
Oxygen Pipeline	12,44,230.00	
Refrigerator	61,360.00	
Software	27,150.00	
Stretcher Trolley	9,270.00	
Books & Periodical	1,000.00	
Web Camera	3,299.00	
Furniture & Fixtures	<u>31,03,744.00</u>	1,22,15,572.00
Other Current Liabilities		
Festival Advance	98,000.00	
Admin Charges	13,634.00	
Electricity Charges	13,46,179.00	
EPF Paid	41,75,714.00	
GIS Paid	2,400.00	
GST Paid	6,69,983.00	
NPS Paid	13,23,207.00	
TDS Paid	2,81,589.00	
TDS-Other	10,000.00	
Telephone Charges	28,012.00	
Water Tax	13,933.00	
Salary	2,57,504.00	
Professional tax	400.00	
NPS Paid	64,83,978.00	
EMD	12,87,510.00	
Accrued interest on FD (As Per AIS)	8,746.00	
Refund of Interest on Grant (Central Govt. Share)	2,54,23,231.00	
Refund of Interest on Grant (State Govt. Share)	<u>1,69,48,820.00</u>	5,83,72,840.00
Inter-Unit Account		
E-Sanjeebani Account	9,93,600.00	
State A/c (For NPS)	63,73,270.00	
NiramI Account	4,600.00	
Nidan Account	<u>17,699.00</u>	73,89,169.00
Closing Balance		
Cash in hand	54,849.00	
Cash at Banks	<u>56,19,75,902.78</u>	56,20,30,751.78
	<u><u>1,20,36,18,436.26</u></u>	<u><u>1,20,36,18,436.26</u></u>

FOR ACHARYA HARIHAR REGIONAL CENTRE FOR CANCER
RESEARCH & TREATMENT SOCIETY



(Dr. Lalatendu Sarangi)
DIRECTOR

A.H. Post Graduate Institute
of Cancer, Cuttack



(Abhoy Charan Swain)
ACCOUNTS OFFICER

Accounts Officer
AHPGIC, Cuttack

Place : CUTTACK
Date : 30.10.2023